


Summary Institution-Level Pass Rate Data: Traditional Teacher Preparation Program Within IHE


		HEOA - Title II 2013 - 2014 Academic Year				
Institution Name		LEE UNIVERSITY				
Institution Code		1401				
State		Tennessee				
February 12, 2015						
				Statewide		
<i>Group</i>	<i>Number Taking Assessment¹</i>	<i>Number Passing Assessment²</i>	<i>Institutional Pass Rate</i>	<i>Number Taking Assessment¹</i>	<i>Number Passing Assessment²</i>	<i>Statewide Pass Rate</i>
All program completers, 2013-14	152	151	99%	3129	3039	97%
All program completers, 2012-13	154	154	100%	3498	3420	98%
All program completers, 2011-12	171	170	99%	3607	3559	99%

Note: In cases where there are less than ten students taking the assessment or license/certificate, the number passing and pass rate are not reported.

¹ Number of completers taking one or more assessments within their area of specialization.

² Summary level "Number Taking Assessment" may differ from assessment level "Number Taking Assessment" because each student is counted once at the summary level but may be counted in multiple assessments at the assessment level.


Single Assessment Institution-Level Pass Rate Data: Traditional Teacher Preparation Program Within IHE

	HEOA - Title II 2013 - 2014 Academic Year	
	Institution Name	LEE UNIVERSITY
	Institution Code	1401
	State	Tennessee

February 12, 2015

Assessment Information ¹	Group	Number Taking Assessment	Number Passing Assessment	Institutional Pass Rate	Institutional Average Scaled Score	Assessment Cut Score ²	Statewide				
							Number Taking Assessment	Number Passing Assessment	Statewide Pass Rate	Statewide Average Scaled Score	
AGRICULTURE (0700) Test Company: ETS Score Range: 250-990	All enrolled students who have completed all nonclinical courses, 2013-14						1				
	Other enrolled students, 2013-14						7				
	All program completers, 2013-14						13	8	62%	541	
	All program completers, 2012-13						11	10	91%	566	
	All program completers, 2011-12						29	27	93%	581	
ART CONTENT AND ANALYSIS (0135) Test Company: ETS Score Range: 100-200	All enrolled students who have completed all nonclinical courses, 2013-14						12	9	75%	167	
	Other enrolled students, 2013-14						27	19	70%	164	
	All program completers, 2013-14						63	62	98%	170	
	All program completers, 2012-13						64	64	100%	169	
	All program completers, 2011-12						36	34	94%	170	
BIOLOGY CONTENT ESSAYS (0233) Test Company: ETS Score Range: 100-200	All enrolled students who have completed all nonclinical courses, 2013-14										
	Other enrolled students, 2013-14						9				
	All program completers, 2013-14						5				
	All program completers, 2012-13						34	24	71%	148	
	All program completers, 2011-12	2					146	58	58	100%	155
BIOLOGY CONTENT KNOWLEDGE (0235) Test Company: ETS Score Range: 100-200	All enrolled students who have completed all nonclinical courses, 2013-14	1					148	15	13	87%	159
	Other enrolled students, 2013-14	2					148	42	33	79%	159
	All program completers, 2013-14	1					148	55	55	100%	165
	All program completers, 2012-13	3					148	67	65	97%	163
	All program completers, 2011-12	2					148	72	72	100%	163


Single Assessment Institution-Level Pass Rate Data: Traditional Teacher Preparation Program Within IHE

	HEOA - Title II 2013 - 2014 Academic Year
	Institution Name LEE UNIVERSITY
	Institution Code 1401
	State Tennessee

February 12, 2015

Assessment Information ¹	Group	Number Taking Assessment	Number Passing Assessment	Institutional Pass Rate	Institutional Average Scaled Score	Assessment Cut Score ²	Statewide			
							Number Taking Assessment	Number Passing Assessment	Statewide Pass Rate	Statewide Average Scaled Score
BUSINESS ED CONTENT KNOWLEDGE (5101) Test Company: ETS Score Range: 100-200	All enrolled students who have completed all nonclinical courses, 2013-14	1				154	9			
	Other enrolled students, 2013-14						8			
	All program completers, 2013-14	3				154	25	25	100%	171
	All program completers, 2012-13						36	36	100%	171
	All program completers, 2011-12	2				154	31	31	100%	173
BUSINESS ED (0100) Test Company: ETS Score Range: 250-990	All enrolled students who have completed all nonclinical courses, 2013-14									
	Other enrolled students, 2013-14									
	All program completers, 2013-14									
	All program completers, 2012-13									
	All program completers, 2011-12						7			
CHEMISTRY CONTENT KNOWLEDGE (0245) Test Company: ETS Score Range: 100-200	All enrolled students who have completed all nonclinical courses, 2013-14						2			
	Other enrolled students, 2013-14						14	9	64%	155
	All program completers, 2013-14						11	10	91%	157
	All program completers, 2012-13	1				152	8			
	All program completers, 2011-12	2				152	22	20	91%	166
EARTH AND SPACE SCIENCES - CK (5571) Test Company: ETS Score Range: 100-200	All enrolled students who have completed all nonclinical courses, 2013-14						1			
	Other enrolled students, 2013-14									
	All program completers, 2013-14						4			
	All program completers, 2012-13						2			
	All program completers, 2011-12						5			


Single Assessment Institution-Level Pass Rate Data: Traditional Teacher Preparation Program Within IHE

	HEOA - Title II 2013 - 2014 Academic Year
	Institution Name LEE UNIVERSITY
	Institution Code 1401
	State Tennessee

February 12, 2015

Assessment Information ¹	Group	Number Taking Assessment	Number Passing Assessment	Institutional Pass Rate	Institutional Average Scaled Score	Assessment Cut Score ²	Statewide			
							Number Taking Assessment	Number Passing Assessment	Statewide Pass Rate	Statewide Average Scaled Score
ECONOMICS (DISCONTINUED) (0910) Test Company: ETS Score Range: 250-990	All enrolled students who have completed all nonclinical courses, 2013-14									
	Other enrolled students, 2013-14						4			
	All program completers, 2013-14									
	All program completers, 2012-13									
	All program completers, 2011-12	1				530	5			
ECONOMICS (5911) Test Company: ETS Score Range: 100-200	All enrolled students who have completed all nonclinical courses, 2013-14									
	Other enrolled students, 2013-14									
	All program completers, 2013-14									
	All program completers, 2012-13						2			
	All program completers, 2011-12									
ED OF DEAF AND HARD OF HEARING (0271) Test Company: ETS Score Range: 100-200	All enrolled students who have completed all nonclinical courses, 2013-14									
	Other enrolled students, 2013-14									
	All program completers, 2013-14									
	All program completers, 2012-13									
	All program completers, 2011-12						4			
ED OF EXCEPTIONAL STUDENTS CORE CK(DISCONTINUED) (0353) Test Company: ETS Score Range: 100-200	All enrolled students who have completed all nonclinical courses, 2013-14									
	Other enrolled students, 2013-14									
	All program completers, 2013-14									
	All program completers, 2012-13									
	All program completers, 2011-12						19	19	100%	172


Single Assessment Institution-Level Pass Rate Data: Traditional Teacher Preparation Program Within IHE

	HEOA - Title II 2013 - 2014 Academic Year	
	Institution Name	LEE UNIVERSITY
	Institution Code	1401
	State	Tennessee

February 12, 2015

Assessment Information ¹	Group	Number Taking Assessment	Number Passing Assessment	Institutional Pass Rate	Institutional Average Scaled Score	Assessment Cut Score ²	Statewide				
							Number Taking Assessment	Number Passing Assessment	Statewide Pass Rate	Statewide Average Scaled Score	
ED OF EXCEPTIONAL STUDENTS MTMD (0542) Test Company: ETS Score Range: 100-200	All enrolled students who have completed all nonclinical courses, 2013-14										
	Other enrolled students, 2013-14										
	All program completers, 2013-14										
	All program completers, 2012-13										
	All program completers, 2011-12						10	10	100%	178	
ED OF EXCEPTIONAL STUDENTS STPD (0544) Test Company: ETS Score Range: 100-200	All enrolled students who have completed all nonclinical courses, 2013-14										
	Other enrolled students, 2013-14										
	All program completers, 2013-14										
	All program completers, 2012-13										
	All program completers, 2011-12						3				
EDUCATION OF YOUNG CHILDREN (5021) Test Company: ETS Score Range: 100-200	All enrolled students who have completed all nonclinical courses, 2013-14						27	27	100%	181	
	Other enrolled students, 2013-14	3				155	77	77	100%	180	
	All program completers, 2013-14	9				155	189	188	99%	182	
	All program completers, 2012-13	9				155	292	292	100%	183	
	All program completers, 2011-12	8				155	353	353	100%	182	
ELEM ED CONTENT KNOWLEDGE (5014) Test Company: ETS Score Range: 100-200	All enrolled students who have completed all nonclinical courses, 2013-14	18	18	100%	165	140	327	323	99%	164	
	Other enrolled students, 2013-14	12	11	92%	168	140	1020	989	97%	163	
	All program completers, 2013-14	69	69	100%	167	140	1612	1608	100%	165	
	All program completers, 2012-13	56	56	100%	166	140	1829	1822	100%	165	
	All program completers, 2011-12	70	70	100%	164	140	1915	1914	100%	164	


Single Assessment Institution-Level Pass Rate Data: Traditional Teacher Preparation Program Within IHE

	HEOA - Title II 2013 - 2014 Academic Year
	Institution Name LEE UNIVERSITY
	Institution Code 1401
	State Tennessee

February 12, 2015

Assessment Information ¹	Group	Number Taking Assessment	Number Passing Assessment	Institutional Pass Rate	Institutional Average Scaled Score	Assessment Cut Score ²	Statewide			
							Number Taking Assessment	Number Passing Assessment	Statewide Pass Rate	Statewide Average Scaled Score
ELEM ED CURR INSTRUC ASSESSMENT (0011) Test Company: ETS Score Range: 100-200	All enrolled students who have completed all nonclinical courses, 2013-14	21	21	100%	178	159	232	225	97%	176
	Other enrolled students, 2013-14	7				159	431	382	89%	173
	All program completers, 2013-14	62	62	100%	179	159	1387	1378	99%	177
	All program completers, 2012-13	50	50	100%	179	159	1562	1550	99%	177
	All program completers, 2011-12	70	70	100%	175	159	1594	1585	99%	176
ENG LANG LIT COMP CONTENT KNOWLEDGE (0041) Test Company: ETS Score Range: 100-200	All enrolled students who have completed all nonclinical courses, 2013-14						10	10	100%	178
	Other enrolled students, 2013-14	2				157	48	45	94%	177
	All program completers, 2013-14	4				157	110	110	100%	178
	All program completers, 2012-13	14	14	100%	175	157	225	225	100%	179
	All program completers, 2011-12	10	10	100%	178	157	201	201	100%	179
ENG LANG LIT COMP PEDAGOGY (0043) Test Company: ETS Score Range: 100-200	All enrolled students who have completed all nonclinical courses, 2013-14									
	Other enrolled students, 2013-14									
	All program completers, 2013-14									
	All program completers, 2012-13									
	All program completers, 2011-12	10	10	100%	157	145	198	194	98%	156
ENGLISH LANGUAGE ARTS: CK (5038) Test Company: ETS Score Range: 100-200	All enrolled students who have completed all nonclinical courses, 2013-14	1				167	32	28	88%	179
	Other enrolled students, 2013-14						60	56	93%	179
	All program completers, 2013-14	4				167	75	72	96%	182
	All program completers, 2012-13									
	All program completers, 2011-12									


Single Assessment Institution-Level Pass Rate Data: Traditional Teacher Preparation Program Within IHE

	HEOA - Title II 2013 - 2014 Academic Year
	Institution Name LEE UNIVERSITY
	Institution Code 1401
	State Tennessee

February 12, 2015

Assessment Information ¹	Group	Number Taking Assessment	Number Passing Assessment	Institutional Pass Rate	Institutional Average Scaled Score	Assessment Cut Score ²	Statewide			
							Number Taking Assessment	Number Passing Assessment	Statewide Pass Rate	Statewide Average Scaled Score
ENGLISH TO SPEAKERS OF OTHER LANGUAGE DISCONTINUED (0360) Test Company: ETS Score Range: 250-990	All enrolled students who have completed all nonclinical courses, 2013-14									
	Other enrolled students, 2013-14									
	All program completers, 2013-14									
	All program completers, 2012-13									
	All program completers, 2011-12						4			
ENGLISH TO SPEAKERS OF OTHER LANGUAGES (5361) Test Company: ETS Score Range: 100-200	All enrolled students who have completed all nonclinical courses, 2013-14						10	9	90%	162
	Other enrolled students, 2013-14						21	19	90%	160
	All program completers, 2013-14	4				143	46	46	100%	163
	All program completers, 2012-13	1				156	27	27	100%	164
	All program completers, 2011-12	4				143	34	34	100%	167
FAMILY AND CONSUMER SCIENCES (5121) Test Company: ETS Score Range: 100-200	All enrolled students who have completed all nonclinical courses, 2013-14						1			
	Other enrolled students, 2013-14						1			
	All program completers, 2013-14						14	13	93%	166
	All program completers, 2012-13						15	14	93%	167
	All program completers, 2011-12						14	14	100%	169
FRENCH WORLD LANGUAGE (5174) Test Company: ETS Score Range: 100-200	All enrolled students who have completed all nonclinical courses, 2013-14									
	Other enrolled students, 2013-14	1				156	3			
	All program completers, 2013-14						3			
	All program completers, 2012-13	1				156	5			
	All program completers, 2011-12	1				156	7			


Single Assessment Institution-Level Pass Rate Data: Traditional Teacher Preparation Program Within IHE

	HEOA - Title II 2013 - 2014 Academic Year
	Institution Name LEE UNIVERSITY
	Institution Code 1401
	State Tennessee

February 12, 2015

Assessment Information ¹	Group	Number Taking Assessment	Number Passing Assessment	Institutional Pass Rate	Institutional Average Scaled Score	Assessment Cut Score ²	Statewide			
							Number Taking Assessment	Number Passing Assessment	Statewide Pass Rate	Statewide Average Scaled Score
GENERAL SCI CONTENT KNOWL PART 1 (0431) Test Company: ETS Score Range: 100-200	All enrolled students who have completed all nonclinical courses, 2013-14									
	Other enrolled students, 2013-14									
	All program completers, 2013-14									
	All program completers, 2012-13									
	All program completers, 2011-12	2				145	25	23	92%	167
GENERAL SCIENCE CONTENT ESSAYS (0433) Test Company: ETS Score Range: 100-200	All enrolled students who have completed all nonclinical courses, 2013-14									
	Other enrolled students, 2013-14									
	All program completers, 2013-14									
	All program completers, 2012-13									
	All program completers, 2011-12						12	12	100%	139
GEOGRAPHY (DISCONTINUED) (0920) Test Company: ETS Score Range: 250-990	All enrolled students who have completed all nonclinical courses, 2013-14									
	Other enrolled students, 2013-14									
	All program completers, 2013-14									
	All program completers, 2012-13									
	All program completers, 2011-12						5			
GEOGRAPHY (0921) Test Company: ETS Score Range: 100-200	All enrolled students who have completed all nonclinical courses, 2013-14									
	Other enrolled students, 2013-14						2			
	All program completers, 2013-14						7			
	All program completers, 2012-13						14	14	100%	172
	All program completers, 2011-12						6			


Single Assessment Institution-Level Pass Rate Data: Traditional Teacher Preparation Program Within IHE

	HEOA - Title II 2013 - 2014 Academic Year	
	Institution Name	LEE UNIVERSITY
	Institution Code	1401
	State	Tennessee

February 12, 2015

Assessment Information ¹	Group	Number Taking Assessment	Number Passing Assessment	Institutional Pass Rate	Institutional Average Scaled Score	Assessment Cut Score ²	Statewide				
							Number Taking Assessment	Number Passing Assessment	Statewide Pass Rate	Statewide Average Scaled Score	
GERMAN CONTENT KNOWLEDGE (0181) Test Company: ETS Score Range: 100-200	All enrolled students who have completed all nonclinical courses, 2013-14										
	Other enrolled students, 2013-14										
	All program completers, 2013-14										
	All program completers, 2012-13										
	All program completers, 2011-12						1				
GERMAN WORLD LANGUAGE (5183) Test Company: ETS Score Range: 100-200	All enrolled students who have completed all nonclinical courses, 2013-14										
	Other enrolled students, 2013-14										
	All program completers, 2013-14						1				
	All program completers, 2012-13						6				
	All program completers, 2011-12						1				
GIFTED EDUCATION (0357) Test Company: ETS Score Range: 100-200	All enrolled students who have completed all nonclinical courses, 2013-14										
	Other enrolled students, 2013-14										
	All program completers, 2013-14										
	All program completers, 2012-13						2				
	All program completers, 2011-12						1				
GOVERNMENT POLITICAL SCIENCE (DISCONTINUED) (0930) Test Company: ETS Score Range: 250-990	All enrolled students who have completed all nonclinical courses, 2013-14										
	Other enrolled students, 2013-14						2				
	All program completers, 2013-14						3				
	All program completers, 2012-13						15	15	100%	707	
	All program completers, 2011-12	1				600	35	34	97%	701	


Single Assessment Institution-Level Pass Rate Data: Traditional Teacher Preparation Program Within IHE

	HEOA - Title II 2013 - 2014 Academic Year
	Institution Name LEE UNIVERSITY
	Institution Code 1401
	State Tennessee


February 12, 2015

Assessment Information ¹	Group	Number Taking Assessment	Number Passing Assessment	Institutional Pass Rate	Institutional Average Scaled Score	Assessment Cut Score ²	Statewide			
							Number Taking Assessment	Number Passing Assessment	Statewide Pass Rate	Statewide Average Scaled Score
GOVERNMENT POLITICAL SCIENCE (0931) Test Company: ETS Score Range: 100-200	All enrolled students who have completed all nonclinical courses, 2013-14						1			
	Other enrolled students, 2013-14						6			
	All program completers, 2013-14						27	27	100%	175
	All program completers, 2012-13						13	12	92%	166
	All program completers, 2011-12									
HEALTH EDUCATION (DISCONTINUED) (5550) Test Company: ETS Score Range: 250-990	All enrolled students who have completed all nonclinical courses, 2013-14						1			
	Other enrolled students, 2013-14						11	11	100%	669
	All program completers, 2013-14	1				570	20	20	100%	678
	All program completers, 2012-13	3				570	39	39	100%	666
	All program completers, 2011-12	6				570	44	43	98%	675
HEALTH EDUCATION (5551) Test Company: ETS Score Range: 100-200	All enrolled students who have completed all nonclinical courses, 2013-14	2				144	11	11	100%	160
	Other enrolled students, 2013-14						7			
	All program completers, 2013-14	2				144	23	23	100%	166
	All program completers, 2012-13						1			
	All program completers, 2011-12									
LATIN (DISCONTINUED) (0600) Test Company: ETS Score Range: 250-990	All enrolled students who have completed all nonclinical courses, 2013-14									
	Other enrolled students, 2013-14									
	All program completers, 2013-14									
	All program completers, 2012-13									
	All program completers, 2011-12						3			

Single Assessment Institution-Level Pass Rate Data: *Traditional Teacher Preparation Program Within IHE*

		HEOA - Title II 2013 - 2014 Academic Year								
Institution Name		LEE UNIVERSITY								
Institution Code		1401								
State		Tennessee								
							February 12, 2015			
Assessment Information ¹	Group	Number Taking Assessment	Number Passing Assessment	Institutional Pass Rate	Institutional Average Scaled Score	Assessment Cut Score ²	Statewide			
							Number Taking Assessment	Number Passing Assessment	Statewide Pass Rate	Statewide Average Scaled Score
LATIN (0601) Test Company: ETS Score Range: 100-200	All enrolled students who have completed all nonclinical courses, 2013-14									
	Other enrolled students, 2013-14						2			
	All program completers, 2013-14						2			
	All program completers, 2012-13						2			
	All program completers, 2011-12									
MARKETING EDUCATION (0561) Test Company: ETS Score Range: 100-200	All enrolled students who have completed all nonclinical courses, 2013-14									
	Other enrolled students, 2013-14									
	All program completers, 2013-14									
	All program completers, 2012-13						1			
	All program completers, 2011-12						2			
MATHEMATICS CONTENT KNOWLEDGE (0061) Test Company: ETS Score Range: 100-200	All enrolled students who have completed all nonclinical courses, 2013-14	1				136	2			
	Other enrolled students, 2013-14						23	16	70%	143
	All program completers, 2013-14	4				136	71	70	99%	155
	All program completers, 2012-13	8				136	120	117	98%	155
	All program completers, 2011-12	7				136	121	120	99%	155
MATHEMATICS PEDAGOGY (0065) Test Company: ETS Score Range: 100-200	All enrolled students who have completed all nonclinical courses, 2013-14									
	Other enrolled students, 2013-14									
	All program completers, 2013-14									
	All program completers, 2012-13									
	All program completers, 2011-12	7					125	121	120	99%


Single Assessment Institution-Level Pass Rate Data: Traditional Teacher Preparation Program Within IHE

	HEOA - Title II 2013 - 2014 Academic Year
	Institution Name LEE UNIVERSITY
	Institution Code 1401
	State Tennessee

February 12, 2015

Assessment Information ¹	Group	Number Taking Assessment	Number Passing Assessment	Institutional Pass Rate	Institutional Average Scaled Score	Assessment Cut Score ²	Statewide			
							Number Taking Assessment	Number Passing Assessment	Statewide Pass Rate	Statewide Average Scaled Score
MATHEMATICS: CK (5161) Test Company: ETS Score Range: 100-200	All enrolled students who have completed all nonclinical courses, 2013-14	5				160	18	16	89%	168
	Other enrolled students, 2013-14	4				160	39	15	38%	154
	All program completers, 2013-14	1				160	39	30	77%	166
	All program completers, 2012-13									
	All program completers, 2011-12						2			
MIDDLE SCHOOL CONTENT KNOWLEDGE (5146) Test Company: ETS Score Range: 100-200	All enrolled students who have completed all nonclinical courses, 2013-14	5				150	26	25	96%	164
	Other enrolled students, 2013-14	15	13	87%	167	150	120	98	82%	162
	All program completers, 2013-14	15	15	100%	164	150	219	216	99%	164
	All program completers, 2012-13	11	11	100%	163	150	260	258	99%	167
	All program completers, 2011-12	18	18	100%	169	150	255	253	99%	167
MUSIC CONCEPTS AND PROCESSES (0111) Test Company: ETS Score Range: 100-200	All enrolled students who have completed all nonclinical courses, 2013-14									
	Other enrolled students, 2013-14						5			
	All program completers, 2013-14						4			
	All program completers, 2012-13	15	15	100%	161	145	50	50	100%	161
	All program completers, 2011-12	10	10	100%	167	145	140	136	97%	160
MUSIC CONTENT & INSTRUCTION (5114) Test Company: ETS Score Range: 100-200	All enrolled students who have completed all nonclinical courses, 2013-14	2				162	21	21	100%	170
	Other enrolled students, 2013-14	1				162	65	38	58%	163
	All program completers, 2013-14	21	21	100%	173	162	147	136	93%	170
	All program completers, 2012-13	4				162	82	71	87%	168
	All program completers, 2011-12									


Single Assessment Institution-Level Pass Rate Data: Traditional Teacher Preparation Program Within IHE

	HEOA - Title II 2013 - 2014 Academic Year
	Institution Name LEE UNIVERSITY
	Institution Code 1401
	State Tennessee

February 12, 2015

Assessment Information ¹	Group	Number Taking Assessment	Number Passing Assessment	Institutional Pass Rate	Institutional Average Scaled Score	Assessment Cut Score ²	Statewide			
							Number Taking Assessment	Number Passing Assessment	Statewide Pass Rate	Statewide Average Scaled Score
MUSIC CONTENT KNOWLEDGE (0113) Test Company: ETS Score Range: 100-200	All enrolled students who have completed all nonclinical courses, 2013-14									
	Other enrolled students, 2013-14						9			
	All program completers, 2013-14						5			
	All program completers, 2012-13	15	15	100%	170	150	50	50	100%	169
	All program completers, 2011-12	10	10	100%	164	150	140	140	100%	167
PHYSICAL ED ANALYSIS AND DESIGN (0092) Test Company: ETS Score Range: 100-200	All enrolled students who have completed all nonclinical courses, 2013-14									
	Other enrolled students, 2013-14									
	All program completers, 2013-14									
	All program completers, 2012-13									
	All program completers, 2011-12	4				148	75	75	100%	160
PHYSICAL ED CONTENT AND DESIGN (5095) Test Company: ETS Score Range: 100-200	All enrolled students who have completed all nonclinical courses, 2013-14						31	29	94%	170
	Other enrolled students, 2013-14						52	39	75%	166
	All program completers, 2013-14	3				164	140	132	94%	172
	All program completers, 2012-13	2				164	169	162	96%	171
	All program completers, 2011-12	2				158	96	95	99%	172
PHYSICAL ED CONTENT KNOWLEDGE (5091) Test Company: ETS Score Range: 100-200	All enrolled students who have completed all nonclinical courses, 2013-14									
	Other enrolled students, 2013-14									
	All program completers, 2013-14									
	All program completers, 2012-13									
	All program completers, 2011-12	4				152	75	75	100%	157


Single Assessment Institution-Level Pass Rate Data: Traditional Teacher Preparation Program Within IHE

	HEOA - Title II 2013 - 2014 Academic Year
	Institution Name LEE UNIVERSITY
	Institution Code 1401
	State Tennessee


February 12, 2015

Assessment Information ¹	Group	Number Taking Assessment	Number Passing Assessment	Institutional Pass Rate	Institutional Average Scaled Score	Assessment Cut Score ²	Statewide			
							Number Taking Assessment	Number Passing Assessment	Statewide Pass Rate	Statewide Average Scaled Score
PHYSICS CONTENT ESSAYS (0262) Test Company: ETS Score Range: 100-200	All enrolled students who have completed all nonclinical courses, 2013-14									
	Other enrolled students, 2013-14									
	All program completers, 2013-14									
	All program completers, 2012-13									
	All program completers, 2011-12						7			
PHYSICS CONTENT KNOWLEDGE (5265) Test Company: ETS Score Range: 100-200	All enrolled students who have completed all nonclinical courses, 2013-14						1			
	Other enrolled students, 2013-14						1			
	All program completers, 2013-14						5			
	All program completers, 2012-13						4			
	All program completers, 2011-12	1				144	9			
PRINC LEARNING AND TEACHING 5-9 (DISCONTINUED) (0523) Test Company: ETS Score Range: 100-200	All enrolled students who have completed all nonclinical courses, 2013-14									
	Other enrolled students, 2013-14									
	All program completers, 2013-14									
	All program completers, 2012-13									
	All program completers, 2011-12	9				154	154	154	100%	171
PRINC LEARNING AND TEACHING 5-9 (5623) Test Company: ETS Score Range: 100-200	All enrolled students who have completed all nonclinical courses, 2013-14	2				158	28	27	96%	173
	Other enrolled students, 2013-14	5				158	84	77	92%	170
	All program completers, 2013-14	10	10	100%	175	158	217	217	100%	172
	All program completers, 2012-13	8				158	258	255	99%	173
	All program completers, 2011-12	3				158	118	115	97%	172


Single Assessment Institution-Level Pass Rate Data: Traditional Teacher Preparation Program Within IHE

		HEOA - Title II 2013 - 2014 Academic Year								
Institution Name		LEE UNIVERSITY								
Institution Code		1401								
State		Tennessee								
							February 12, 2015			
Assessment Information ¹	Group	Number Taking Assessment	Number Passing Assessment	Institutional Pass Rate	Institutional Average Scaled Score	Assessment Cut Score ²	Statewide			
							Number Taking Assessment	Number Passing Assessment	Statewide Pass Rate	Statewide Average Scaled Score
PRINC LEARNING AND TEACHING 7-12 (DISCONTINUED) (0524) Test Company: ETS Score Range: 100-200	All enrolled students who have completed all nonclinical courses, 2013-14									
	Other enrolled students, 2013-14									
	All program completers, 2013-14									
	All program completers, 2012-13									
	All program completers, 2011-12	40	40	100%	173	159	487	485	100%	173
PRINC LEARNING AND TEACHING 7-12 (5624) Test Company: ETS Score Range: 100-200	All enrolled students who have completed all nonclinical courses, 2013-14	15	15	100%	175	155	191	183	96%	173
	Other enrolled students, 2013-14	10	8	80%	163	155	261	237	91%	172
	All program completers, 2013-14	50	50	100%	174	155	771	763	99%	173
	All program completers, 2012-13	64	64	100%	175	155	891	881	99%	173
	All program completers, 2011-12	22	22	100%	171	155	447	441	99%	173
PRINC LEARNING AND TEACHING EARLY CHILD (DISC) (0521) Test Company: ETS Score Range: 100-200	All enrolled students who have completed all nonclinical courses, 2013-14									
	Other enrolled students, 2013-14									
	All program completers, 2013-14									
	All program completers, 2012-13									
	All program completers, 2011-12	5				155	234	233	100%	181
PRINC LEARNING AND TEACHING EARLY CHILD (5621) Test Company: ETS Score Range: 100-200	All enrolled students who have completed all nonclinical courses, 2013-14	1				155	74	71	96%	168
	Other enrolled students, 2013-14	1				155	133	122	92%	168
	All program completers, 2013-14	16	16	100%	167	155	296	295	100%	170
	All program completers, 2012-13	9				155	288	284	99%	170
	All program completers, 2011-12	2				155	123	122	99%	172

Single Assessment Institution-Level Pass Rate Data: Traditional Teacher Preparation Program Within IHE

		HEOA - Title II 2013 - 2014 Academic Year								
Institution Name		LEE UNIVERSITY								
Institution Code		1401								
State		Tennessee								
							February 12, 2015			
Assessment Information ¹	Group	Number Taking Assessment	Number Passing Assessment	Institutional Pass Rate	Institutional Average Scaled Score	Assessment Cut Score ²	Statewide			
							Number Taking Assessment	Number Passing Assessment	Statewide Pass Rate	Statewide Average Scaled Score
PRINC LEARNING AND TEACHING K-6 (DISCONTINUED) (0522) Test Company: ETS Score Range: 100-200	All enrolled students who have completed all nonclinical courses, 2013-14									
	Other enrolled students, 2013-14									
	All program completers, 2013-14									
	All program completers, 2012-13									
	All program completers, 2011-12	62	62	100%	175	155	1021	1021	100%	175
PRINC LEARNING AND TEACHING K-6 (5622) Test Company: ETS Score Range: 100-200	All enrolled students who have completed all nonclinical courses, 2013-14	25	25	100%	175	158	260	259	100%	175
	Other enrolled students, 2013-14	18	18	100%	177	158	490	455	93%	172
	All program completers, 2013-14	75	75	100%	175	158	1535	1526	99%	174
	All program completers, 2012-13	62	62	100%	176	158	1632	1621	99%	174
	All program completers, 2011-12	28	27	96%	172	158	789	784	99%	174
PSYCHOLOGY (DISCONTINUED) (0390) Test Company: ETS Score Range: 250-990	All enrolled students who have completed all nonclinical courses, 2013-14									
	Other enrolled students, 2013-14						1			
	All program completers, 2013-14						2			
	All program completers, 2012-13	1				560	4			
	All program completers, 2011-12	2				560	4			
PSYCHOLOGY (5391) Test Company: ETS Score Range: 100-200	All enrolled students who have completed all nonclinical courses, 2013-14	1				154	1			
	Other enrolled students, 2013-14									
	All program completers, 2013-14						1			
	All program completers, 2012-13									
	All program completers, 2011-12									


Single Assessment Institution-Level Pass Rate Data: Traditional Teacher Preparation Program Within IHE

	HEOA - Title II 2013 - 2014 Academic Year
	Institution Name LEE UNIVERSITY
	Institution Code 1401
	State Tennessee

February 12, 2015

Assessment Information ¹	Group	Number Taking Assessment	Number Passing Assessment	Institutional Pass Rate	Institutional Average Scaled Score	Assessment Cut Score ²	Statewide			
							Number Taking Assessment	Number Passing Assessment	Statewide Pass Rate	Statewide Average Scaled Score
READING ACROSS CURRICULUM ELEM (5201) Test Company: ETS Score Range: 100-200	All enrolled students who have completed all nonclinical courses, 2013-14						54	54	100%	168
	Other enrolled students, 2013-14						135	130	96%	167
	All program completers, 2013-14	24	24	100%	168	151	1149	1146	100%	169
	All program completers, 2012-13	78	78	100%	169	151	2046	2036	100%	169
	All program completers, 2011-12	109	109	100%	168	151	2341	2340	100%	170
SE CK AND MILD TO MODERATE APPL (5543) Test Company: ETS Score Range: 100-200	All enrolled students who have completed all nonclinical courses, 2013-14	6				153	36	36	100%	171
	Other enrolled students, 2013-14	6				153	138	124	90%	165
	All program completers, 2013-14	18	17	94%	171	153	276	275	100%	172
	All program completers, 2012-13	18	18	100%	170	153	232	230	99%	170
	All program completers, 2011-12	25	25	100%	168	153	214	214	100%	173
SE CK AND SEVERE TO PROF APPL (5545) Test Company: ETS Score Range: 100-200	All enrolled students who have completed all nonclinical courses, 2013-14						12	12	100%	173
	Other enrolled students, 2013-14						48	46	96%	171
	All program completers, 2013-14						139	139	100%	177
	All program completers, 2012-13						100	100	100%	177
	All program completers, 2011-12						80	80	100%	178
SE CORE KNOWLEDGE & APPLICATIONS (5354) Test Company: ETS Score Range: 100-200	All enrolled students who have completed all nonclinical courses, 2013-14						32	32	100%	168
	Other enrolled students, 2013-14						60	60	100%	170
	All program completers, 2013-14						92	92	100%	174
	All program completers, 2012-13						80	80	100%	173
	All program completers, 2011-12						104	104	100%	172


Single Assessment Institution-Level Pass Rate Data: *Traditional Teacher Preparation Program Within IHE*

	HEOA - Title II 2013 - 2014 Academic Year	
	Institution Name	LEE UNIVERSITY
	Institution Code	1401
	State	Tennessee

February 12, 2015

Assessment Information ¹	Group	Number Taking Assessment	Number Passing Assessment	Institutional Pass Rate	Institutional Average Scaled Score	Assessment Cut Score ²	Statewide			
							Number Taking Assessment	Number Passing Assessment	Statewide Pass Rate	Statewide Average Scaled Score
SE ED OF DEAF AND HARD OF HEARING (5272) Test Company: ETS Score Range: 100-200	All enrolled students who have completed all nonclinical courses, 2013-14									
	Other enrolled students, 2013-14									
	All program completers, 2013-14						7			
	All program completers, 2012-13						9			
	All program completers, 2011-12									
SE TEACHING STU WVISUAL IMPAIRMENT (DISCONTINUED) (0281) Test Company: ETS Score Range: 100-200	All enrolled students who have completed all nonclinical courses, 2013-14									
	Other enrolled students, 2013-14									
	All program completers, 2013-14									
	All program completers, 2012-13									
	All program completers, 2011-12							3		
SE TEACHING STU WVISUAL IMPAIRMENT (5282) Test Company: ETS Score Range: 100-200	All enrolled students who have completed all nonclinical courses, 2013-14									
	Other enrolled students, 2013-14									
	All program completers, 2013-14						2			
	All program completers, 2012-13						1			
	All program completers, 2011-12									
SE: PRESCHOOL EARLY CHILDHOOD (5691) Test Company: ETS Score Range: 100-200	All enrolled students who have completed all nonclinical courses, 2013-14						32	32	100%	170
	Other enrolled students, 2013-14						49	40	82%	169
	All program completers, 2013-14						82	82	100%	174
	All program completers, 2012-13						31	31	100%	176
	All program completers, 2011-12									


Single Assessment Institution-Level Pass Rate Data: Traditional Teacher Preparation Program Within IHE

	HEOA - Title II 2013 - 2014 Academic Year
	Institution Name LEE UNIVERSITY
	Institution Code 1401
	State Tennessee

February 12, 2015

Assessment Information ¹	Group	Number Taking Assessment	Number Passing Assessment	Institutional Pass Rate	Institutional Average Scaled Score	Assessment Cut Score ²	Statewide			
							Number Taking Assessment	Number Passing Assessment	Statewide Pass Rate	Statewide Average Scaled Score
SOCIOLOGY (0950) <i>Test Company: ETS</i> <i>Score Range: 250-990</i>	All enrolled students who have completed all nonclinical courses, 2013-14									
	Other enrolled students, 2013-14						1			
	All program completers, 2013-14									
	All program completers, 2012-13									
	All program completers, 2011-12									
SPANISH WORLD LANGUAGE (5195) <i>Test Company: ETS</i> <i>Score Range: 100-200</i>	All enrolled students who have completed all nonclinical courses, 2013-14	1				163	5			
	Other enrolled students, 2013-14	1				163	10	4	40%	163
	All program completers, 2013-14	1				163	22	17	77%	170
	All program completers, 2012-13	2				163	23	18	78%	167
	All program completers, 2011-12	4				163	28	27	96%	174
SPECIAL ED PRESCHOOLEARLY CHILD (0690) <i>Test Company: ETS</i> <i>Score Range: 250-990</i>	All enrolled students who have completed all nonclinical courses, 2013-14									
	Other enrolled students, 2013-14						23	20	87%	600
	All program completers, 2013-14						5			
	All program completers, 2012-13						48	47	98%	610
	All program completers, 2011-12						107	106	99%	610
SPEECH COMMUNICATION: CK (5221) <i>Test Company: ETS</i> <i>Score Range: 100-200</i>	All enrolled students who have completed all nonclinical courses, 2013-14									
	Other enrolled students, 2013-14	1				143	1			
	All program completers, 2013-14						1			
	All program completers, 2012-13									
	All program completers, 2011-12									


Single Assessment Institution-Level Pass Rate Data: Traditional Teacher Preparation Program Within IHE

	HEOA - Title II 2013 - 2014 Academic Year
	Institution Name LEE UNIVERSITY
	Institution Code 1401
	State Tennessee

February 12, 2015

Assessment Information ¹	Group	Number Taking Assessment	Number Passing Assessment	Institutional Pass Rate	Institutional Average Scaled Score	Assessment Cut Score ²	Statewide			
							Number Taking Assessment	Number Passing Assessment	Statewide Pass Rate	Statewide Average Scaled Score
SPEECH LANGUAGE PATHOLOGY (5330) Test Company: ETS Score Range: 250-990	All enrolled students who have completed all nonclinical courses, 2013-14									
	Other enrolled students, 2013-14									
	All program completers, 2013-14						12	12	100%	679
	All program completers, 2012-13						17	17	100%	686
	All program completers, 2011-12						9			
TEACHING READING: ELEM EDUCATION (5203) Test Company: ETS Score Range: 100-200	All enrolled students who have completed all nonclinical courses, 2013-14	28	28	100%	175	162	284	271	95%	173
	Other enrolled students, 2013-14	6				162	724	610	84%	170
	All program completers, 2013-14	70	70	100%	176	162	786	770	98%	175
	All program completers, 2012-13	1				162	20	16	80%	169
	All program completers, 2011-12	1				162	6			
THEATRE (DISCONTINUED) (0640) Test Company: ETS Score Range: 250-990	All enrolled students who have completed all nonclinical courses, 2013-14									
	Other enrolled students, 2013-14						3			
	All program completers, 2013-14						1			
	All program completers, 2012-13	1				610	6			
	All program completers, 2011-12						8			
THEATRE (0641) Test Company: ETS Score Range: 100-200	All enrolled students who have completed all nonclinical courses, 2013-14						2			
	Other enrolled students, 2013-14						2			
	All program completers, 2013-14	1				159	8			
	All program completers, 2012-13						7			
	All program completers, 2011-12									

Single Assessment Institution-Level Pass Rate Data: Traditional Teacher Preparation Program Within IHE

	HEOA - Title II 2013 - 2014 Academic Year
	Institution Name LEE UNIVERSITY
	Institution Code 1401
	State Tennessee

February 12, 2015

Assessment Information ¹	Group	Number Taking Assessment	Number Passing Assessment	Institutional Pass Rate	Institutional Average Scaled Score	Assessment Cut Score ²	Statewide			
							Number Taking Assessment	Number Passing Assessment	Statewide Pass Rate	Statewide Average Scaled Score
WORLD AND U.S. HISTORY CK (5941) Test Company: ETS Score Range: 100-200	All enrolled students who have completed all nonclinical courses, 2013-14						48	47	98%	159
	Other enrolled students, 2013-14	3				136	87	84	97%	159
	All program completers, 2013-14	7				136	186	186	100%	160
	All program completers, 2012-13	11	11	100%	164	136	219	218	100%	162
	All program completers, 2011-12	12	12	100%	153	136	205	204	100%	159

Note: In cases where there are less than ten students taking the assessment or license/certificate, the number passing and pass rate are not reported.

¹Tests with multiple delivery options (computer, paper, etc.) will be noted with the assessment code for one format only.

²Cut scores may vary for groups depending upon when the cut scores are established by the state and when each group completed their teacher certification or licensure assessment.