


Summary Institution-Level Pass Rate Data: Traditional Teacher Preparation Program Within IHE


		HEOA - Title II 2012 - 2013 Academic Year				
Institution Name		LEE UNIVERSITY				
Institution Code		1401				
State		Tennessee				
		<i>April 2, 2014</i>				
		Statewide				
Group	Number Taking Assessment¹	Number Passing Assessment²	Institutional Pass Rate	Number Taking Assessment¹	Number Passing Assessment²	Statewide Pass Rate
All program completers, 2012-13	154	153	99%	3488	3388	97%
All program completers, 2011-12	171	171	100%	3631	3580	99%
All program completers, 2010-11	171	171	100%	3827	3767	98%

Note: In cases where there are less than ten students taking the assessment or license/certificate, the number passing and pass rate are not reported.


¹ Number of completers taking one or more assessments within their area of specialization.

² Summary level "Number Taking Assessment" may differ from assessment level "Number Taking Assessment" because each student is counted once at the summary level but may be counted in multiple assessments at the assessment level.


Single Assessment Institution-Level Pass Rate Data: Traditional Teacher Preparation Program Within IHE

		HEOA - Title II 2012 - 2013 Academic Year								
Institution Name		LEE UNIVERSITY								
Institution Code		1401								
State		Tennessee								
							Statewide April 2, 2014			
Assessment Information ¹	Group	Number Taking Assessment	Number Passing Assessment	Institutional Pass Rate	Institutional Average Scaled Score	Assessment Cut Score ²	Number Taking Assessment	Number Passing Assessment	Statewide Pass Rate	Statewide Average Scaled Score
AGRICULTURE (0700) Test Company: ETS Score Range: 250-990	All enrolled students who have completed all nonclinical courses, 2012-13						1			
	Other enrolled students, 2012-13						5			
	All program completers, 2012-13						11	9	82%	564
	All program completers, 2011-12						29	27	93%	581
	All program completers, 2010-11						24	23	96%	580
ART CONTENT AND ANALYSIS (0135) Test Company: ETS Score Range: 100-200	All enrolled students who have completed all nonclinical courses, 2012-13						18	18	100%	171
	Other enrolled students, 2012-13						33	28	85%	166
	All program completers, 2012-13						62	62	100%	169
	All program completers, 2011-12						35	34	97%	170
	All program completers, 2010-11									
ART CONTENT KNOWLEDGE (0133) Test Company: ETS Score Range: 100-200	All enrolled students who have completed all nonclinical courses, 2012-13									
	Other enrolled students, 2012-13									
	All program completers, 2012-13									
	All program completers, 2011-12									
	All program completers, 2010-11						76	76	100%	171
ART CONTENT TRAD CRITIC AESTHETICS (0132) Test Company: ETS Score Range: 100-200	All enrolled students who have completed all nonclinical courses, 2012-13									
	Other enrolled students, 2012-13									
	All program completers, 2012-13									
	All program completers, 2011-12									
	All program completers, 2010-11						43	42	98%	149


Single Assessment Institution-Level Pass Rate Data: Traditional Teacher Preparation Program Within IHE

		HEOA - Title II 2012 - 2013 Academic Year								
Institution Name		LEE UNIVERSITY								
Institution Code		1401								
State		Tennessee								
							April 2, 2014			
Assessment Information ¹	Group	Number Taking Assessment	Number Passing Assessment	Institutional Pass Rate	Institutional Average Scaled Score	Assessment Cut Score ²	Statewide			
							Number Taking Assessment	Number Passing Assessment	Statewide Pass Rate	Statewide Average Scaled Score
ART MAKING (0131) Test Company: ETS Score Range: 100-200	All enrolled students who have completed all nonclinical courses, 2012-13									
	Other enrolled students, 2012-13									
	All program completers, 2012-13									
	All program completers, 2011-12									
	All program completers, 2010-11						33	33	100%	166
BIOLOGY CONTENT ESSAYS (0233) Test Company: ETS Score Range: 100-200	All enrolled students who have completed all nonclinical courses, 2012-13						5			
	Other enrolled students, 2012-13						12	6	50%	146
	All program completers, 2012-13						34	24	71%	148
	All program completers, 2011-12	2				146	59	59	100%	156
	All program completers, 2010-11						52	49	94%	154
BIOLOGY CONTENT KNOWLEDGE (0235) Test Company: ETS Score Range: 100-200	All enrolled students who have completed all nonclinical courses, 2012-13						22	20	91%	162
	Other enrolled students, 2012-13						33	24	73%	157
	All program completers, 2012-13	3				148	67	64	96%	163
	All program completers, 2011-12	2				148	72	72	100%	163
	All program completers, 2010-11						60	57	95%	162
BUSINESS ED CONTENT KNOWLEDGE (0101) Test Company: ETS Score Range: 100-200	All enrolled students who have completed all nonclinical courses, 2012-13	1				154	17	17	100%	170
	Other enrolled students, 2012-13	1				154	13	11	85%	167
	All program completers, 2012-13						36	36	100%	171
	All program completers, 2011-12	2				154	31	31	100%	173
	All program completers, 2010-11	1				154	17	17	100%	176


Single Assessment Institution-Level Pass Rate Data: Traditional Teacher Preparation Program Within IHE

		HEOA - Title II 2012 - 2013 Academic Year								
Institution Name		LEE UNIVERSITY								
Institution Code		1401								
State		Tennessee								
							April 2, 2014			
Assessment Information ¹	Group	Number Taking Assessment	Number Passing Assessment	Institutional Pass Rate	Institutional Average Scaled Score	Assessment Cut Score ²	Statewide			
							Number Taking Assessment	Number Passing Assessment	Statewide Pass Rate	Statewide Average Scaled Score
BUSINESS ED (0100) Test Company: ETS Score Range: 250-990	All enrolled students who have completed all nonclinical courses, 2012-13									
	Other enrolled students, 2012-13									
	All program completers, 2012-13									
	All program completers, 2011-12						7			
	All program completers, 2010-11	1				570	35	35	100%	642
CHEMISTRY CONTENT KNOWLEDGE II (0245) Test Company: ETS Score Range: 100-200	All enrolled students who have completed all nonclinical courses, 2012-13						1			
	Other enrolled students, 2012-13						21	11	52%	151
	All program completers, 2012-13	1				152	8			
	All program completers, 2011-12	2				152	22	20	91%	166
	All program completers, 2010-11						13	13	100%	166
EARTH AND SPACE SCIENCES - CK (0571) Test Company: ETS Score Range: 100-200	All enrolled students who have completed all nonclinical courses, 2012-13									
	Other enrolled students, 2012-13						2			
	All program completers, 2012-13						2			
	All program completers, 2011-12						5			
	All program completers, 2010-11						2			
ECONOMICS (0910) Test Company: ETS Score Range: 250-990	All enrolled students who have completed all nonclinical courses, 2012-13									
	Other enrolled students, 2012-13						5			
	All program completers, 2012-13									
	All program completers, 2011-12	1				530	5			
	All program completers, 2010-11						6			


Single Assessment Institution-Level Pass Rate Data: *Traditional Teacher Preparation Program Within IHE*

		HEOA - Title II 2012 - 2013 Academic Year								
Institution Name		LEE UNIVERSITY								
Institution Code		1401								
State		Tennessee								
							April 2, 2014			
Assessment Information ¹	Group	Number Taking Assessment	Number Passing Assessment	Institutional Pass Rate	Institutional Average Scaled Score	Assessment Cut Score ²	Statewide			
							Number Taking Assessment	Number Passing Assessment	Statewide Pass Rate	Statewide Average Scaled Score
ECONOMICS (0911) Test Company: ETS Score Range: 100-200	All enrolled students who have completed all nonclinical courses, 2012-13									
	Other enrolled students, 2012-13						1			
	All program completers, 2012-13						2			
	All program completers, 2011-12									
	All program completers, 2010-11									
ED OF DEAF AND HARD OF HEARING (0271) Test Company: ETS Score Range: 100-200	All enrolled students who have completed all nonclinical courses, 2012-13									
	Other enrolled students, 2012-13									
	All program completers, 2012-13									
	All program completers, 2011-12						4			
	All program completers, 2010-11						6			
ED OF EXCEPTIONAL STUDENTS CORE CK (0353) Test Company: ETS Score Range: 100-200	All enrolled students who have completed all nonclinical courses, 2012-13									
	Other enrolled students, 2012-13									
	All program completers, 2012-13									
	All program completers, 2011-12						18	18	100%	172
	All program completers, 2010-11	9				144	153	153	100%	171
ED OF EXCEPTIONAL STUDENTS MTMD (0542) Test Company: ETS Score Range: 100-200	All enrolled students who have completed all nonclinical courses, 2012-13									
	Other enrolled students, 2012-13									
	All program completers, 2012-13									
	All program completers, 2011-12						9			
	All program completers, 2010-11	9				164	84	84	100%	178


Single Assessment Institution-Level Pass Rate Data: Traditional Teacher Preparation Program Within IHE

		HEOA - Title II 2012 - 2013 Academic Year								
Institution Name		LEE UNIVERSITY								
Institution Code		1401								
State		Tennessee								
							April 2, 2014			
Assessment Information ¹	Group	Number Taking Assessment	Number Passing Assessment	Institutional Pass Rate	Institutional Average Scaled Score	Assessment Cut Score ²	Statewide			
							Number Taking Assessment	Number Passing Assessment	Statewide Pass Rate	Statewide Average Scaled Score
ED OF EXCEPTIONAL STUDENTS STPD (0544) Test Company: ETS Score Range: 100-200	All enrolled students who have completed all nonclinical courses, 2012-13									
	Other enrolled students, 2012-13									
	All program completers, 2012-13									
	All program completers, 2011-12						3			
	All program completers, 2010-11						27	27	100%	171
EDUCATION OF YOUNG CHILDREN (0021) Test Company: ETS Score Range: 100-200	All enrolled students who have completed all nonclinical courses, 2012-13	6				155	103	103	100%	182
	Other enrolled students, 2012-13	3				155	133	131	98%	181
	All program completers, 2012-13	9				155	293	293	100%	183
	All program completers, 2011-12	8				155	353	353	100%	182
	All program completers, 2010-11	9				155	378	378	100%	182
ELEM ED CONTENT KNOWLEDGE (0014) Test Company: ETS Score Range: 100-200	All enrolled students who have completed all nonclinical courses, 2012-13	15	15	100%	164	140	518	510	98%	164
	Other enrolled students, 2012-13	37	37	100%	168	140	949	918	97%	163
	All program completers, 2012-13	56	55	98%	165	140	1825	1816	100%	165
	All program completers, 2011-12	70	70	100%	164	140	1935	1934	100%	164
	All program completers, 2010-11	73	73	100%	164	140	2134	2131	100%	164
ELEM ED CURR INSTRUC ASSESSMENT (0011) Test Company: ETS Score Range: 100-200	All enrolled students who have completed all nonclinical courses, 2012-13	10	10	100%	177	159	403	382	95%	175
	Other enrolled students, 2012-13	7				159	423	376	89%	173
	All program completers, 2012-13	50	50	100%	179	159	1560	1543	99%	177
	All program completers, 2011-12	69	69	100%	176	159	1612	1603	99%	176
	All program completers, 2010-11	65	65	100%	177	159	1765	1752	99%	176


Single Assessment Institution-Level Pass Rate Data: Traditional Teacher Preparation Program Within IHE

		HEOA - Title II 2012 - 2013 Academic Year								
Institution Name		LEE UNIVERSITY								
Institution Code		1401								
State		Tennessee								
							April 2, 2014			
Assessment Information ¹	Group	Number Taking Assessment	Number Passing Assessment	Institutional Pass Rate	Institutional Average Scaled Score	Assessment Cut Score ²	Statewide			
							Number Taking Assessment	Number Passing Assessment	Statewide Pass Rate	Statewide Average Scaled Score
ENG LANG LIT COMP CONTENT KNOWLEDGE (0041) Test Company: ETS Score Range: 100-200	All enrolled students who have completed all nonclinical courses, 2012-13	1				157	52	52	100%	174
	Other enrolled students, 2012-13	4				157	122	116	95%	178
	All program completers, 2012-13	14	14	100%	175	157	225	224	100%	179
	All program completers, 2011-12	10	10	100%	178	157	202	202	100%	179
	All program completers, 2010-11	10	10	100%	182	157	228	226	99%	181
ENG LANG LIT COMP PEDAGOGY (0043) Test Company: ETS Score Range: 100-200	All enrolled students who have completed all nonclinical courses, 2012-13									
	Other enrolled students, 2012-13						2			
	All program completers, 2012-13									
	All program completers, 2011-12	10	10	100%	157	145	199	195	98%	156
	All program completers, 2010-11	10	10	100%	160	145	228	224	98%	157
ENGLISH TO SPEAKERS OF OTHER LANGUAGES II (0361) Test Company: ETS Score Range: 100-200	All enrolled students who have completed all nonclinical courses, 2012-13						10	10	100%	157
	Other enrolled students, 2012-13						24	22	92%	163
	All program completers, 2012-13	1				143	27	27	100%	164
	All program completers, 2011-12	4				143	34	34	100%	167
	All program completers, 2010-11						14	14	100%	168
ENGLISH TO SPEAKERS OF OTHER LANGUAGES (0360) Test Company: ETS Score Range: 250-990	All enrolled students who have completed all nonclinical courses, 2012-13									
	Other enrolled students, 2012-13									
	All program completers, 2012-13									
	All program completers, 2011-12						4			
	All program completers, 2010-11						24	24	100%	641


Single Assessment Institution-Level Pass Rate Data: Traditional Teacher Preparation Program Within IHE

		HEOA - Title II 2012 - 2013 Academic Year								
Institution Name		LEE UNIVERSITY								
Institution Code		1401								
State		Tennessee								
							April 2, 2014			
Assessment Information ¹	Group	Number Taking Assessment	Number Passing Assessment	Institutional Pass Rate	Institutional Average Scaled Score	Assessment Cut Score ²	Statewide			
							Number Taking Assessment	Number Passing Assessment	Statewide Pass Rate	Statewide Average Scaled Score
FAMILY AND CONSUMER SCIENCES II (0121) Test Company: ETS Score Range: 100-200	All enrolled students who have completed all nonclinical courses, 2012-13						2			
	Other enrolled students, 2012-13						2			
	All program completers, 2012-13						15	14	93%	167
	All program completers, 2011-12						14	13	93%	169
	All program completers, 2010-11						26	26	100%	170
FRENCH WORLD LANGUAGE (CD) (5174) Test Company: ETS Score Range: 100-200	All enrolled students who have completed all nonclinical courses, 2012-13									
	Other enrolled students, 2012-13	2				156	4			
	All program completers, 2012-13	1				156	5			
	All program completers, 2011-12	1				156	7			
	All program completers, 2010-11						6			
GENERAL SCI CONTENT KNOWL PART 1 (0431) Test Company: ETS Score Range: 100-200	All enrolled students who have completed all nonclinical courses, 2012-13									
	Other enrolled students, 2012-13						4			
	All program completers, 2012-13									
	All program completers, 2011-12	2				145	25	23	92%	167
	All program completers, 2010-11						15	15	100%	173
GENERAL SCIENCE CONTENT ESSAYS (0433) Test Company: ETS Score Range: 100-200	All enrolled students who have completed all nonclinical courses, 2012-13									
	Other enrolled students, 2012-13									
	All program completers, 2012-13									
	All program completers, 2011-12						11	11	100%	139
	All program completers, 2010-11						7			

Single Assessment Institution-Level Pass Rate Data: Traditional Teacher Preparation Program Within IHE

		HEOA - Title II 2012 - 2013 Academic Year								
Institution Name		LEE UNIVERSITY								
Institution Code		1401								
State		Tennessee								
							<i>April 2, 2014</i>			
Assessment Information ¹	Group	Number Taking Assessment	Number Passing Assessment	Institutional Pass Rate	Institutional Average Scaled Score	Assessment Cut Score ²	Statewide			
							Number Taking Assessment	Number Passing Assessment	Statewide Pass Rate	Statewide Average Scaled Score
GEOGRAPHY II (0921) Test Company: ETS Score Range: 100-200	All enrolled students who have completed all nonclinical courses, 2012-13						1			
	Other enrolled students, 2012-13						4			
	All program completers, 2012-13						14	14	100%	172
	All program completers, 2011-12						6			
	All program completers, 2010-11						2			
GEOGRAPHY (0920) Test Company: ETS Score Range: 250-990	All enrolled students who have completed all nonclinical courses, 2012-13									
	Other enrolled students, 2012-13									
	All program completers, 2012-13									
	All program completers, 2011-12						5			
	All program completers, 2010-11						17	17	100%	677
GERMAN CONTENT KNOWLEDGE (0181) Test Company: ETS Score Range: 100-200	All enrolled students who have completed all nonclinical courses, 2012-13									
	Other enrolled students, 2012-13									
	All program completers, 2012-13									
	All program completers, 2011-12						1			
	All program completers, 2010-11						1			
GERMAN WORLD LANGUAGE (CD) (5183) Test Company: ETS Score Range: 100-200	All enrolled students who have completed all nonclinical courses, 2012-13									
	Other enrolled students, 2012-13						2			
	All program completers, 2012-13						6			
	All program completers, 2011-12						1			
	All program completers, 2010-11						3			


Single Assessment Institution-Level Pass Rate Data: Traditional Teacher Preparation Program Within IHE

	HEOA - Title II 2012 - 2013 Academic Year	
	Institution Name	LEE UNIVERSITY
	Institution Code	1401
	State	Tennessee


April 2, 2014

Assessment Information ¹	Group	Number Taking Assessment	Number Passing Assessment	Institutional Pass Rate	Institutional Average Scaled Score	Assessment Cut Score ²	Statewide			
							Number Taking Assessment	Number Passing Assessment	Statewide Pass Rate	Statewide Average Scaled Score
GIFTED EDUCATION (0357) Test Company: ETS Score Range: 100-200	All enrolled students who have completed all nonclinical courses, 2012-13									
	Other enrolled students, 2012-13									
	All program completers, 2012-13						2			
	All program completers, 2011-12						1			
	All program completers, 2010-11						2			
GOVERNMENT POLITICAL SCIENCE (0930) Test Company: ETS Score Range: 250-990	All enrolled students who have completed all nonclinical courses, 2012-13						2			
	Other enrolled students, 2012-13						4			
	All program completers, 2012-13						15	15	100%	707
	All program completers, 2011-12	1				600	35	34	97%	701
	All program completers, 2010-11						33	33	100%	702
GOVERNMENT POLITICAL SCIENCE (0931) Test Company: ETS Score Range: 100-200	All enrolled students who have completed all nonclinical courses, 2012-13						4			
	Other enrolled students, 2012-13						6			
	All program completers, 2012-13						13	12	92%	166
	All program completers, 2011-12									
	All program completers, 2010-11									
HEALTH EDUCATION (0550) Test Company: ETS Score Range: 250-990	All enrolled students who have completed all nonclinical courses, 2012-13	1				570	12	12	100%	679
	Other enrolled students, 2012-13						14	14	100%	668
	All program completers, 2012-13	3				570	39	39	100%	666
	All program completers, 2011-12	6				570	44	43	98%	675
	All program completers, 2010-11	1				570	46	46	100%	669


Single Assessment Institution-Level Pass Rate Data: Traditional Teacher Preparation Program Within IHE

		HEOA - Title II 2012 - 2013 Academic Year								
Institution Name		LEE UNIVERSITY								
Institution Code		1401								
State		Tennessee								
							April 2, 2014			
Assessment Information ¹	Group	Number Taking Assessment	Number Passing Assessment	Institutional Pass Rate	Institutional Average Scaled Score	Assessment Cut Score ²	Statewide			
							Number Taking Assessment	Number Passing Assessment	Statewide Pass Rate	Statewide Average Scaled Score
LATIN (0600) Test Company: ETS Score Range: 250-990	All enrolled students who have completed all nonclinical courses, 2012-13									
	Other enrolled students, 2012-13						1			
	All program completers, 2012-13									
	All program completers, 2011-12						3			
	All program completers, 2010-11						1			
LATIN (0601) Test Company: ETS Score Range: 100-200	All enrolled students who have completed all nonclinical courses, 2012-13									
	Other enrolled students, 2012-13						2			
	All program completers, 2012-13						2			
	All program completers, 2011-12									
	All program completers, 2010-11									
MARKETING EDUCATION II (0561) Test Company: ETS Score Range: 100-200	All enrolled students who have completed all nonclinical courses, 2012-13									
	Other enrolled students, 2012-13						1			
	All program completers, 2012-13						1			
	All program completers, 2011-12						2			
	All program completers, 2010-11									
MATHEMATICS CONTENT KNOWLEDGE (0061) Test Company: ETS Score Range: 100-200	All enrolled students who have completed all nonclinical courses, 2012-13	2				136	32	31	97%	152
	Other enrolled students, 2012-13	3				136	88	70	80%	148
	All program completers, 2012-13	8				136	120	117	98%	155
	All program completers, 2011-12	7				136	123	121	98%	155
	All program completers, 2010-11	5				136	114	110	96%	157


Single Assessment Institution-Level Pass Rate Data: Traditional Teacher Preparation Program Within IHE

		HEOA - Title II 2012 - 2013 Academic Year								
Institution Name		LEE UNIVERSITY								
Institution Code		1401								
State		Tennessee								
							April 2, 2014			
Assessment Information ¹	Group	Number Taking Assessment	Number Passing Assessment	Institutional Pass Rate	Institutional Average Scaled Score	Assessment Cut Score ²	Statewide			
							Number Taking Assessment	Number Passing Assessment	Statewide Pass Rate	Statewide Average Scaled Score
MATHEMATICS PEDAGOGY (0065) Test Company: ETS Score Range: 100-200	All enrolled students who have completed all nonclinical courses, 2012-13									
	Other enrolled students, 2012-13						3			
	All program completers, 2012-13									
	All program completers, 2011-12	7				125	121	120	99%	149
	All program completers, 2010-11	5				125	113	111	98%	151
MIDDLE SCHOOL CONTENT KNOWLEDGE (0146) Test Company: ETS Score Range: 100-200	All enrolled students who have completed all nonclinical courses, 2012-13						57	53	93%	164
	Other enrolled students, 2012-13	8				150	107	94	88%	162
	All program completers, 2012-13	11	11	100%	163	150	261	258	99%	167
	All program completers, 2011-12	18	18	100%	169	150	258	256	99%	167
	All program completers, 2010-11	20	19	95%	162	150	205	200	98%	166
MUSIC CONCEPTS AND PROCESSES (0111) Test Company: ETS Score Range: 100-200	All enrolled students who have completed all nonclinical courses, 2012-13	1				145	2			
	Other enrolled students, 2012-13						6			
	All program completers, 2012-13	15	15	100%	161	145	52	50	96%	160
	All program completers, 2011-12	10	10	100%	167	145	140	136	97%	160
	All program completers, 2010-11	16	16	100%	163	145	153	153	100%	163
MUSIC CONTENT & INSTRUCTION (0114) Test Company: ETS Score Range: 100-200	All enrolled students who have completed all nonclinical courses, 2012-13	7				162	27	22	81%	168
	Other enrolled students, 2012-13	4				162	40	26	65%	164
	All program completers, 2012-13	4				162	79	65	82%	167
	All program completers, 2011-12									
	All program completers, 2010-11									


Single Assessment Institution-Level Pass Rate Data: Traditional Teacher Preparation Program Within IHE

		HEOA - Title II 2012 - 2013 Academic Year								
Institution Name		LEE UNIVERSITY								
Institution Code		1401								
State		Tennessee								
							April 2, 2014			
Assessment Information ¹	Group	Number Taking Assessment	Number Passing Assessment	Institutional Pass Rate	Institutional Average Scaled Score	Assessment Cut Score ²	Statewide			
							Number Taking Assessment	Number Passing Assessment	Statewide Pass Rate	Statewide Average Scaled Score
MUSIC CONTENT KNOWLEDGE (0113) Test Company: ETS Score Range: 100-200	All enrolled students who have completed all nonclinical courses, 2012-13	1				150	3			
	Other enrolled students, 2012-13						7			
	All program completers, 2012-13	15	15	100%	170	150	52	52	100%	169
	All program completers, 2011-12	10	10	100%	164	150	140	140	100%	167
	All program completers, 2010-11	16	16	100%	168	150	154	153	99%	169
PHYSICAL ED ANALYSIS AND DESIGN (0092) Test Company: ETS Score Range: 100-200	All enrolled students who have completed all nonclinical courses, 2012-13									
	Other enrolled students, 2012-13									
	All program completers, 2012-13									
	All program completers, 2011-12	4				148	74	74	100%	160
	All program completers, 2010-11	5				148	161	161	100%	160
PHYSICAL ED CONTENT AND DESIGN (0095) Test Company: ETS Score Range: 100-200	All enrolled students who have completed all nonclinical courses, 2012-13						46	42	91%	173
	Other enrolled students, 2012-13						53	34	64%	166
	All program completers, 2012-13	2				164	167	158	95%	170
	All program completers, 2011-12	2				158	97	96	99%	172
	All program completers, 2010-11						5			
PHYSICAL ED CONTENT KNOWLEDGE (0091) Test Company: ETS Score Range: 100-200	All enrolled students who have completed all nonclinical courses, 2012-13									
	Other enrolled students, 2012-13									
	All program completers, 2012-13									
	All program completers, 2011-12	4				152	74	73	99%	157
	All program completers, 2010-11	5				152	164	163	99%	158


Single Assessment Institution-Level Pass Rate Data: Traditional Teacher Preparation Program Within IHE

		HEOA - Title II 2012 - 2013 Academic Year								
Institution Name		LEE UNIVERSITY								
Institution Code		1401								
State		Tennessee								
							April 2, 2014			
Assessment Information ¹	Group	Number Taking Assessment	Number Passing Assessment	Institutional Pass Rate	Institutional Average Scaled Score	Assessment Cut Score ²	Statewide			
							Number Taking Assessment	Number Passing Assessment	Statewide Pass Rate	Statewide Average Scaled Score
PHYSICS CONTENT ESSAYS (0262) Test Company: ETS Score Range: 100-200	All enrolled students who have completed all nonclinical courses, 2012-13									
	Other enrolled students, 2012-13									
	All program completers, 2012-13									
	All program completers, 2011-12						7			
	All program completers, 2010-11						2			
PHYSICS CONTENT KNOWLEDGE II (0265) Test Company: ETS Score Range: 100-200	All enrolled students who have completed all nonclinical courses, 2012-13									
	Other enrolled students, 2012-13						6			
	All program completers, 2012-13						4			
	All program completers, 2011-12	1				144	9			
	All program completers, 2010-11						3			
PRINC LEARNING AND TEACHING 5-9 II (0623) Test Company: ETS Score Range: 100-200	All enrolled students who have completed all nonclinical courses, 2012-13						60	59	98%	171
	Other enrolled students, 2012-13	2				158	121	110	91%	170
	All program completers, 2012-13	8				158	258	253	98%	173
	All program completers, 2011-12	3				158	118	115	97%	172
	All program completers, 2010-11						5			
PRINC LEARNING AND TEACHING 5-9 (0523) Test Company: ETS Score Range: 100-200	All enrolled students who have completed all nonclinical courses, 2012-13									
	Other enrolled students, 2012-13									
	All program completers, 2012-13									
	All program completers, 2011-12	9				154	159	159	100%	171
	All program completers, 2010-11	16	16	100%	172	154	235	232	99%	170


Single Assessment Institution-Level Pass Rate Data: Traditional Teacher Preparation Program Within IHE

		HEOA - Title II 2012 - 2013 Academic Year								
Institution Name		LEE UNIVERSITY								
Institution Code		1401								
State		Tennessee								
							April 2, 2014			
Assessment Information ¹	Group	Number Taking Assessment	Number Passing Assessment	Institutional Pass Rate	Institutional Average Scaled Score	Assessment Cut Score ²	Statewide			
							Number Taking Assessment	Number Passing Assessment	Statewide Pass Rate	Statewide Average Scaled Score
PRINC LEARNING AND TEACHING 7-12 II (0624) Test Company: ETS Score Range: 100-200	All enrolled students who have completed all nonclinical courses, 2012-13	14	14	100%	172	155	232	225	97%	171
	Other enrolled students, 2012-13	17	17	100%	171	155	273	250	92%	170
	All program completers, 2012-13	64	64	100%	174	155	870	859	99%	173
	All program completers, 2011-12	22	22	100%	171	155	444	438	99%	172
	All program completers, 2010-11	1				155	32	29	91%	167
PRINC LEARNING AND TEACHING 7-12 II (0524) Test Company: ETS Score Range: 100-200	All enrolled students who have completed all nonclinical courses, 2012-13									
	Other enrolled students, 2012-13									
	All program completers, 2012-13									
	All program completers, 2011-12	40	40	100%	173	159	487	485	100%	173
	All program completers, 2010-11	60	60	100%	173	159	1052	1047	100%	174
PRINC LEARNING AND TEACHING EARLY CHILD II (0621) Test Company: ETS Score Range: 100-200	All enrolled students who have completed all nonclinical courses, 2012-13	7				155	110	107	97%	168
	Other enrolled students, 2012-13	6				155	138	122	88%	166
	All program completers, 2012-13	9				155	286	283	99%	170
	All program completers, 2011-12	2				155	122	121	99%	172
	All program completers, 2010-11	1				155	4			
PRINC LEARNING AND TEACHING EARLY CHILD (0521) Test Company: ETS Score Range: 100-200	All enrolled students who have completed all nonclinical courses, 2012-13									
	Other enrolled students, 2012-13									
	All program completers, 2012-13									
	All program completers, 2011-12	5				155	235	234	100%	181
	All program completers, 2010-11	11	11	100%	186	155	410	409	100%	181


Single Assessment Institution-Level Pass Rate Data: Traditional Teacher Preparation Program Within IHE

		<p align="center">HEOA - Title II 2012 - 2013 Academic Year</p>								
Institution Name		LEE UNIVERSITY								
Institution Code		1401								
State		Tennessee								
							April 2, 2014			
Assessment Information ¹	Group	Number Taking Assessment	Number Passing Assessment	Institutional Pass Rate	Institutional Average Scaled Score	Assessment Cut Score ²	Statewide			
							Number Taking Assessment	Number Passing Assessment	Statewide Pass Rate	Statewide Average Scaled Score
PRINC LEARNING AND TEACHING K-6 II (0622) Test Company: ETS Score Range: 100-200	All enrolled students who have completed all nonclinical courses, 2012-13	15	15	100%	172	158	458	441	96%	173
	Other enrolled students, 2012-13	33	30	91%	172	158	548	489	89%	171
	All program completers, 2012-13	62	62	100%	176	158	1634	1620	99%	174
	All program completers, 2011-12	27	27	100%	173	158	788	781	99%	174
	All program completers, 2010-11	1				158	32	28	88%	166
PRINC LEARNING AND TEACHING K-6 (0522) Test Company: ETS Score Range: 100-200	All enrolled students who have completed all nonclinical courses, 2012-13									
	Other enrolled students, 2012-13									
	All program completers, 2012-13									
	All program completers, 2011-12	62	62	100%	175	155	1039	1039	100%	175
	All program completers, 2010-11	81	81	100%	173	155	2020	2013	100%	174
PSYCHOLOGY (0390) Test Company: ETS Score Range: 250-990	All enrolled students who have completed all nonclinical courses, 2012-13						1			
	Other enrolled students, 2012-13									
	All program completers, 2012-13	1				560	4			
	All program completers, 2011-12	2				560	4			
	All program completers, 2010-11									
READING ACROSS CURRICULUM ELEM (0201) Test Company: ETS Score Range: 100-200	All enrolled students who have completed all nonclinical courses, 2012-13	22	22	100%	167	151	606	591	98%	169
	Other enrolled students, 2012-13	11	11	100%	169	151	897	852	95%	167
	All program completers, 2012-13	87	87	100%	169	151	2267	2255	99%	169
	All program completers, 2011-12	109	109	100%	168	151	2366	2365	100%	169
	All program completers, 2010-11	110	110	100%	169	151	2525	2517	100%	169


Single Assessment Institution-Level Pass Rate Data: Traditional Teacher Preparation Program Within IHE

		HEOA - Title II 2012 - 2013 Academic Year								
Institution Name		LEE UNIVERSITY								
Institution Code		1401								
State		Tennessee								
							April 2, 2014			
Assessment Information ¹	Group	Number Taking Assessment	Number Passing Assessment	Institutional Pass Rate	Institutional Average Scaled Score	Assessment Cut Score ²	Statewide			
							Number Taking Assessment	Number Passing Assessment	Statewide Pass Rate	Statewide Average Scaled Score
READING SPECIALIST (0300) Test Company: ETS Score Range: 250-990	All enrolled students who have completed all nonclinical courses, 2012-13									
	Other enrolled students, 2012-13									
	All program completers, 2012-13									
	All program completers, 2011-12									
	All program completers, 2010-11						9			
SE CK AND MILD TO MODERATE APPL (0543) Test Company: ETS Score Range: 100-200	All enrolled students who have completed all nonclinical courses, 2012-13	5				153	47	47	100%	172
	Other enrolled students, 2012-13	8				153	165	159	96%	167
	All program completers, 2012-13	18	18	100%	170	153	229	228	100%	170
	All program completers, 2011-12	25	25	100%	168	153	214	213	100%	173
	All program completers, 2010-11	8				153	112	112	100%	171
SE CK AND SEVERE TO PROF APPL (0545) Test Company: ETS Score Range: 100-200	All enrolled students who have completed all nonclinical courses, 2012-13						16	16	100%	177
	Other enrolled students, 2012-13						60	60	100%	175
	All program completers, 2012-13						100	100	100%	177
	All program completers, 2011-12						80	80	100%	178
	All program completers, 2010-11						59	59	100%	177
SE CORE KNOWLEDGE & APPLICATIONS (0354) Test Company: ETS Score Range: 100-200	All enrolled students who have completed all nonclinical courses, 2012-13						28	28	100%	171
	Other enrolled students, 2012-13						58	58	100%	169
	All program completers, 2012-13						80	79	99%	172
	All program completers, 2011-12						104	104	100%	172
	All program completers, 2010-11						28	28	100%	176


Single Assessment Institution-Level Pass Rate Data: Traditional Teacher Preparation Program Within IHE

		HEOA - Title II 2012 - 2013 Academic Year								
Institution Name		LEE UNIVERSITY								
Institution Code		1401								
State		Tennessee								
							<i>April 2, 2014</i>			
Assessment Information ¹	Group	Number Taking Assessment	Number Passing Assessment	Institutional Pass Rate	Institutional Average Scaled Score	Assessment Cut Score ²	Statewide			
							Number Taking Assessment	Number Passing Assessment	Statewide Pass Rate	Statewide Average Scaled Score
SE ED OF DEAF AND HARD OF HEARING (0272) Test Company: ETS Score Range: 100-200	All enrolled students who have completed all nonclinical courses, 2012-13									
	Other enrolled students, 2012-13									
	All program completers, 2012-13						9			
	All program completers, 2011-12									
	All program completers, 2010-11									
SE TEACHING STU WVISUAL IMPAIRMENT II (0282) Test Company: ETS Score Range: 100-200	All enrolled students who have completed all nonclinical courses, 2012-13									
	Other enrolled students, 2012-13									
	All program completers, 2012-13						1			
	All program completers, 2011-12									
	All program completers, 2010-11									
SE TEACHING STU WVISUAL IMPAIRMENT (0281) Test Company: ETS Score Range: 100-200	All enrolled students who have completed all nonclinical courses, 2012-13									
	Other enrolled students, 2012-13									
	All program completers, 2012-13									
	All program completers, 2011-12						3			
	All program completers, 2010-11									
SOCIOLOGY (0950) Test Company: ETS Score Range: 250-990	All enrolled students who have completed all nonclinical courses, 2012-13									
	Other enrolled students, 2012-13									
	All program completers, 2012-13									
	All program completers, 2011-12									
	All program completers, 2010-11							2		


Single Assessment Institution-Level Pass Rate Data: Traditional Teacher Preparation Program Within IHE

		HEOA - Title II 2012 - 2013 Academic Year								
Institution Name		LEE UNIVERSITY								
Institution Code		1401								
State		Tennessee								
							April 2, 2014			
Assessment Information ¹	Group	Number Taking Assessment	Number Passing Assessment	Institutional Pass Rate	Institutional Average Scaled Score	Assessment Cut Score ²	Statewide			
							Number Taking Assessment	Number Passing Assessment	Statewide Pass Rate	Statewide Average Scaled Score
SPANISH CONTENT KNOWLEDGE (0191) Test Company: ETS Score Range: 100-200	All enrolled students who have completed all nonclinical courses, 2012-13									
	Other enrolled students, 2012-13									
	All program completers, 2012-13									
	All program completers, 2011-12									
	All program completers, 2010-11	1				152	20	20	100%	175
SPANISH PRODUCTIVE LANGUAGE SKILLS (0192) Test Company: ETS Score Range: 100-200	All enrolled students who have completed all nonclinical courses, 2012-13									
	Other enrolled students, 2012-13									
	All program completers, 2012-13									
	All program completers, 2011-12									
	All program completers, 2010-11	1				154	19	17	89%	166
SPANISH WORLD LANGUAGE (CD) (5195) Test Company: ETS Score Range: 100-200	All enrolled students who have completed all nonclinical courses, 2012-13						7			
	Other enrolled students, 2012-13	2				163	20	13	65%	165
	All program completers, 2012-13	2				163	23	16	70%	164
	All program completers, 2011-12	4				163	28	26	93%	174
	All program completers, 2010-11	1				163	16	13	81%	171
SPEC ED: PRESCHOOLEARLY CHILDHOOD (0691) Test Company: ETS Score Range: 100-200	All enrolled students who have completed all nonclinical courses, 2012-13						26	26	100%	172
	Other enrolled students, 2012-13						34	32	94%	170
	All program completers, 2012-13						31	31	100%	176
	All program completers, 2011-12									
	All program completers, 2010-11									

Single Assessment Institution-Level Pass Rate Data: Traditional Teacher Preparation Program Within IHE

		HEOA - Title II 2012 - 2013 Academic Year								
Institution Name		LEE UNIVERSITY								
Institution Code		1401								
State		Tennessee								
							April 2, 2014			
Assessment Information ¹	Group	Number Taking Assessment	Number Passing Assessment	Institutional Pass Rate	Institutional Average Scaled Score	Assessment Cut Score ²	Statewide			
							Number Taking Assessment	Number Passing Assessment	Statewide Pass Rate	Statewide Average Scaled Score
SPECIAL ED PRESCHOOLEARLY CHILD (0690) Test Company: ETS Score Range: 250-990	All enrolled students who have completed all nonclinical courses, 2012-13						2			
	Other enrolled students, 2012-13						24	22	92%	613
	All program completers, 2012-13						48	47	98%	610
	All program completers, 2011-12						107	106	99%	610
	All program completers, 2010-11						91	91	100%	625
SPEECH COMMUNICATION (0220) Test Company: ETS Score Range: 250-990	All enrolled students who have completed all nonclinical courses, 2012-13									
	Other enrolled students, 2012-13									
	All program completers, 2012-13									
	All program completers, 2011-12									
	All program completers, 2010-11						1			
SPEECH COMMUNICATIONS (0221) Test Company: ETS Score Range: 100-200	All enrolled students who have completed all nonclinical courses, 2012-13						1			
	Other enrolled students, 2012-13									
	All program completers, 2012-13									
	All program completers, 2011-12									
	All program completers, 2010-11									
SPEECH LANGUAGE PATHOLOGY (0330) Test Company: ETS Score Range: 250-990	All enrolled students who have completed all nonclinical courses, 2012-13									
	Other enrolled students, 2012-13									
	All program completers, 2012-13						17	17	100%	686
	All program completers, 2011-12						9			
	All program completers, 2010-11						5			

Single Assessment Institution-Level Pass Rate Data: Traditional Teacher Preparation Program Within IHE

		HEOA - Title II 2012 - 2013 Academic Year								
Institution Name	LEE UNIVERSITY									
Institution Code	1401									
State	Tennessee									
							<i>April 2, 2014</i>			
Assessment Information ¹	Group	Number Taking Assessment	Number Passing Assessment	Institutional Pass Rate	Institutional Average Scaled Score	Assessment Cut Score ²	Statewide			
							Number Taking Assessment	Number Passing Assessment	Statewide Pass Rate	Statewide Average Scaled Score
THEATRE (0640) Test Company: ETS Score Range: 250-990	All enrolled students who have completed all nonclinical courses, 2012-13									
	Other enrolled students, 2012-13						5			
	All program completers, 2012-13	1				610	6			
	All program completers, 2011-12						8			
	All program completers, 2010-11	1				610	11	11	100%	695
THEATRE (0641) Test Company: ETS Score Range: 100-200	All enrolled students who have completed all nonclinical courses, 2012-13						3			
	Other enrolled students, 2012-13	1				159	3			
	All program completers, 2012-13						7			
	All program completers, 2011-12									
	All program completers, 2010-11									
WORLD AND U.S. HISTORY CK (0941) Test Company: ETS Score Range: 100-200	All enrolled students who have completed all nonclinical courses, 2012-13	1				136	53	53	100%	158
	Other enrolled students, 2012-13	5				136	93	90	97%	158
	All program completers, 2012-13	11	11	100%	164	136	215	214	100%	162
	All program completers, 2011-12	12	12	100%	153	136	207	206	100%	159
	All program completers, 2010-11	19	19	100%	157	136	223	223	100%	160

Note: In cases where there are less than ten students taking the assessment or license/certificate, the number passing and pass rate are not reported.

¹Tests with multiple delivery options (computer, paper, etc.) will be noted with the assessment code for one format only.

²Cut scores may vary for groups depending upon when the cut scores are established by the state and when each group completed their teacher certification or licensure assessment.