


**Summary Institution-Level Pass Rate Data: *Alternative Teacher Preparation Program Within IHE***


		<b>HEOA - Title II 2013 - 2014 Academic Year</b>				
<b>Institution Name</b>		LEE UNIVERSITY				
<b>Institution Code</b>		1401				
<b>State</b>		Tennessee				
<i>February 12, 2015</i>						
				<b>Statewide</b>		
<b>Group</b>	<b>Number Taking Assessment<sup>1</sup></b>	<b>Number Passing Assessment<sup>2</sup></b>	<b>Institutional Pass Rate</b>	<b>Number Taking Assessment<sup>1</sup></b>	<b>Number Passing Assessment<sup>2</sup></b>	<b>Statewide Pass Rate</b>
All program completers, 2013-14	15	15	100%	544	520	96%
All program completers, 2012-13	15	15	100%	421	392	93%
All program completers, 2011-12	14	14	100%	607	575	95%

Note: In cases where there are less than ten students taking the assessment or license/certificate, the number passing and pass rate are not reported.

<sup>1</sup> Number of completers taking one or more assessments within their area of specialization.

<sup>2</sup> Summary level "Number Taking Assessment" may differ from assessment level "Number Taking Assessment" because each student is counted once at the summary level but may be counted in multiple assessments at the assessment level.


**Single Assessment Institution-Level Pass Rate Data: Alternative Teacher Preparation Program Within IHE**

	<b>HEOA - Title II 2013 - 2014 Academic Year</b>
	Institution Name LEE UNIVERSITY
	Institution Code 1401
	State Tennessee

February 12, 2015

Assessment Information <sup>1</sup>	Group	Number Taking Assessment	Number Passing Assessment	Institutional Pass Rate	Institutional Average Scaled Score	Assessment Cut Score <sup>2</sup>	Statewide			
							Number Taking Assessment	Number Passing Assessment	Statewide Pass Rate	Statewide Average Scaled Score
<b>AGRICULTURE (0700)</b>  Test Company: ETS Score Range: 250-990	All enrolled students who have completed all nonclinical courses, 2013-14									
	Other enrolled students, 2013-14						4			
	All program completers, 2013-14						5			
	All program completers, 2012-13						4			
	All program completers, 2011-12						8			
<b>ART CONTENT AND ANALYSIS (0135)</b>  Test Company: ETS Score Range: 100-200	All enrolled students who have completed all nonclinical courses, 2013-14									
	Other enrolled students, 2013-14						36	27	75%	167
	All program completers, 2013-14						12	12	100%	175
	All program completers, 2012-13						10	10	100%	166
	All program completers, 2011-12						3			
<b>BIOLOGY CONTENT ESSAYS (0233)</b>  Test Company: ETS Score Range: 100-200	All enrolled students who have completed all nonclinical courses, 2013-14						1			
	Other enrolled students, 2013-14						8			
	All program completers, 2013-14						5			
	All program completers, 2012-13	1				146	27	21	78%	153
	All program completers, 2011-12						36	32	89%	155
<b>BIOLOGY CONTENT KNOWLEDGE (0235)</b>  Test Company: ETS Score Range: 100-200	All enrolled students who have completed all nonclinical courses, 2013-14						5			
	Other enrolled students, 2013-14	1				148	29	22	76%	157
	All program completers, 2013-14	1				148	23	23	100%	167
	All program completers, 2012-13	1				148	37	37	100%	163
	All program completers, 2011-12						43	42	98%	160


**Single Assessment Institution-Level Pass Rate Data: Alternative Teacher Preparation Program Within IHE**

	<b>HEOA - Title II 2013 - 2014 Academic Year</b>	
	Institution Name	LEE UNIVERSITY
	Institution Code	1401
	State	Tennessee


February 12, 2015

Assessment Information <sup>1</sup>	Group	Number Taking Assessment	Number Passing Assessment	Institutional Pass Rate	Institutional Average Scaled Score	Assessment Cut Score <sup>2</sup>	Statewide				
							Number Taking Assessment	Number Passing Assessment	Statewide Pass Rate	Statewide Average Scaled Score	
<b>BUSINESS ED CONTENT KNOWLEDGE (5101)</b>  Test Company: ETS Score Range: 100-200	All enrolled students who have completed all nonclinical courses, 2013-14						2				
	Other enrolled students, 2013-14						10	10	100%	172	
	All program completers, 2013-14						9				
	All program completers, 2012-13						6				
	All program completers, 2011-12						11	11	100%	169	
<b>BUSINESS ED (0100)</b>  Test Company: ETS Score Range: 250-990	All enrolled students who have completed all nonclinical courses, 2013-14										
	Other enrolled students, 2013-14										
	All program completers, 2013-14										
	All program completers, 2012-13										
	All program completers, 2011-12							14	14	100%	644
<b>CHEMISTRY CONTENT KNOWLEDGE (0245)</b>  Test Company: ETS Score Range: 100-200	All enrolled students who have completed all nonclinical courses, 2013-14						2				
	Other enrolled students, 2013-14	2				152	20	17	85%	163	
	All program completers, 2013-14						21	21	100%	172	
	All program completers, 2012-13	2				152	9				
	All program completers, 2011-12	3				152	23	21	91%	164	
<b>EARTH AND SPACE SCIENCES - CK (5571)</b>  Test Company: ETS Score Range: 100-200	All enrolled students who have completed all nonclinical courses, 2013-14										
	Other enrolled students, 2013-14										
	All program completers, 2013-14										
	All program completers, 2012-13						1				
	All program completers, 2011-12						1				


**Single Assessment Institution-Level Pass Rate Data: Alternative Teacher Preparation Program Within IHE**

		<b>HEOA - Title II 2013 - 2014 Academic Year</b>								
Institution Name		LEE UNIVERSITY								
Institution Code		1401								
State		Tennessee								
							February 12, 2015			
Assessment Information <sup>1</sup>	Group	Number Taking Assessment	Number Passing Assessment	Institutional Pass Rate	Institutional Average Scaled Score	Assessment Cut Score <sup>2</sup>	Statewide			
							Number Taking Assessment	Number Passing Assessment	Statewide Pass Rate	Statewide Average Scaled Score
<b>ECONOMICS (DISCONTINUED) (0910)</b>  Test Company: ETS Score Range: 250-990	All enrolled students who have completed all nonclinical courses, 2013-14									
	Other enrolled students, 2013-14									
	All program completers, 2013-14						1			
	All program completers, 2012-13						1			
	All program completers, 2011-12						7			
<b>ECONOMICS (5911)</b>  Test Company: ETS Score Range: 100-200	All enrolled students who have completed all nonclinical courses, 2013-14									
	Other enrolled students, 2013-14						5			
	All program completers, 2013-14						1			
	All program completers, 2012-13									
	All program completers, 2011-12									
<b>ED OF EXCEPTIONAL STUDENTS CORE CK(DISCONTINUED) (0353)</b>  Test Company: ETS Score Range: 100-200	All enrolled students who have completed all nonclinical courses, 2013-14									
	Other enrolled students, 2013-14									
	All program completers, 2013-14									
	All program completers, 2012-13									
	All program completers, 2011-12	1				144	38	38	100%	167
<b>ED OF EXCEPTIONAL STUDENTS MTMD (0542)</b>  Test Company: ETS Score Range: 100-200	All enrolled students who have completed all nonclinical courses, 2013-14									
	Other enrolled students, 2013-14									
	All program completers, 2013-14									
	All program completers, 2012-13									
	All program completers, 2011-12	1				164	36	36	100%	177


**Single Assessment Institution-Level Pass Rate Data: Alternative Teacher Preparation Program Within IHE**

		<b>HEOA - Title II 2013 - 2014 Academic Year</b>					February 12, 2015				
Institution Name		LEE UNIVERSITY									
Institution Code		1401									
State		Tennessee									
							Statewide				
Assessment Information <sup>1</sup>	Group	Number Taking Assessment	Number Passing Assessment	Institutional Pass Rate	Institutional Average Scaled Score	Assessment Cut Score <sup>2</sup>	Number Taking Assessment	Number Passing Assessment	Statewide Pass Rate	Statewide Average Scaled Score	
<b>ED OF EXCEPTIONAL STUDENTS STPD (0544)</b>  Test Company: ETS Score Range: 100-200	All enrolled students who have completed all nonclinical courses, 2013-14										
	Other enrolled students, 2013-14										
	All program completers, 2013-14										
	All program completers, 2012-13										
	All program completers, 2011-12						1				
<b>EDUCATION OF YOUNG CHILDREN (5021)</b>  Test Company: ETS Score Range: 100-200	All enrolled students who have completed all nonclinical courses, 2013-14						1				
	Other enrolled students, 2013-14						1				
	All program completers, 2013-14	1				155	6				
	All program completers, 2012-13						9				
	All program completers, 2011-12	1				155	16	16	100%	181	
<b>ELEM ED CONTENT KNOWLEDGE (5014)</b>  Test Company: ETS Score Range: 100-200	All enrolled students who have completed all nonclinical courses, 2013-14						8				
	Other enrolled students, 2013-14	1				140	47	42	89%	162	
	All program completers, 2013-14	2				140	76	75	99%	169	
	All program completers, 2012-13						42	41	98%	159	
	All program completers, 2011-12	4				140	73	70	96%	166	
<b>ELEM ED CURR INSTRUC ASSESSMENT (0011)</b>  Test Company: ETS Score Range: 100-200	All enrolled students who have completed all nonclinical courses, 2013-14						5				
	Other enrolled students, 2013-14	1				159	24	21	88%	173	
	All program completers, 2013-14	1				159	69	68	99%	180	
	All program completers, 2012-13						41	40	98%	175	
	All program completers, 2011-12	1				159	57	57	100%	181	


**Single Assessment Institution-Level Pass Rate Data: Alternative Teacher Preparation Program Within IHE**

		<b>HEOA - Title II 2013 - 2014 Academic Year</b>					February 12, 2015				
Institution Name		LEE UNIVERSITY									
Institution Code		1401									
State		Tennessee									
							Statewide				
Assessment Information <sup>1</sup>	Group	Number Taking Assessment	Number Passing Assessment	Institutional Pass Rate	Institutional Average Scaled Score	Assessment Cut Score <sup>2</sup>	Number Taking Assessment	Number Passing Assessment	Statewide Pass Rate	Statewide Average Scaled Score	
<b>ENG LANG LIT COMP CONTENT KNOWLEDGE (0041)</b>  Test Company: ETS Score Range: 100-200	All enrolled students who have completed all nonclinical courses, 2013-14	1				157	12	12	100%	169	
	Other enrolled students, 2013-14						27	23	85%	174	
	All program completers, 2013-14						49	48	98%	174	
	All program completers, 2012-13						31	31	100%	174	
	All program completers, 2011-12						41	41	100%	176	
<b>ENG LANG LIT COMP PEDAGOGY (0043)</b>  Test Company: ETS Score Range: 100-200	All enrolled students who have completed all nonclinical courses, 2013-14										
	Other enrolled students, 2013-14										
	All program completers, 2013-14										
	All program completers, 2012-13										
	All program completers, 2011-12						41	37	90%	153	
<b>ENGLISH LANGUAGE ARTS: CK (5038)</b>  Test Company: ETS Score Range: 100-200	All enrolled students who have completed all nonclinical courses, 2013-14						2				
	Other enrolled students, 2013-14	1				167	7				
	All program completers, 2013-14						2				
	All program completers, 2012-13										
	All program completers, 2011-12						1				
<b>ENGLISH TO SPEAKERS OF OTHER LANGUAGE DISCONTINUED (0360)</b>  Test Company: ETS Score Range: 250-990	All enrolled students who have completed all nonclinical courses, 2013-14										
	Other enrolled students, 2013-14										
	All program completers, 2013-14										
	All program completers, 2012-13										
	All program completers, 2011-12						16	16	100%	691	

Single Assessment Institution-Level Pass Rate Data: *Alternative Teacher Preparation Program Within IHE*

		<b>HEOA - Title II 2013 - 2014 Academic Year</b>									
Institution Name		LEE UNIVERSITY									
Institution Code		1401									
State		Tennessee					February 12, 2015				
							Statewide				
Assessment Information <sup>1</sup>	Group	Number Taking Assessment	Number Passing Assessment	Institutional Pass Rate	Institutional Average Scaled Score	Assessment Cut Score <sup>2</sup>	Number Taking Assessment	Number Passing Assessment	Statewide Pass Rate	Statewide Average Scaled Score	
<b>ENGLISH TO SPEAKERS OF OTHER LANGUAGES (5361)</b>  Test Company: ETS Score Range: 100-200	All enrolled students who have completed all nonclinical courses, 2013-14						2				
	Other enrolled students, 2013-14						21	21	100%	163	
	All program completers, 2013-14						41	41	100%	161	
	All program completers, 2012-13						11	11	100%	157	
	All program completers, 2011-12						13	13	100%	162	
<b>FAMILY AND CONSUMER SCIENCES (5121)</b>  Test Company: ETS Score Range: 100-200	All enrolled students who have completed all nonclinical courses, 2013-14										
	Other enrolled students, 2013-14						5				
	All program completers, 2013-14						8				
	All program completers, 2012-13	1				157	5				
	All program completers, 2011-12						5				
<b>FRENCH WORLD LANGUAGE (5174)</b>  Test Company: ETS Score Range: 100-200	All enrolled students who have completed all nonclinical courses, 2013-14						1				
	Other enrolled students, 2013-14						5				
	All program completers, 2013-14	2				156	3				
	All program completers, 2012-13						2				
	All program completers, 2011-12						4				
<b>GENERAL SCI CONTENT KNOWL PART 1 (0431)</b>  Test Company: ETS Score Range: 100-200	All enrolled students who have completed all nonclinical courses, 2013-14										
	Other enrolled students, 2013-14										
	All program completers, 2013-14										
	All program completers, 2012-13										
	All program completers, 2011-12	3					145	22	22	100%	164

**Single Assessment Institution-Level Pass Rate Data: Alternative Teacher Preparation Program Within IHE**


	<b>HEOA - Title II 2013 - 2014 Academic Year</b>	
	Institution Name	LEE UNIVERSITY
	Institution Code	1401
	State	Tennessee

February 12, 2015


Assessment Information <sup>1</sup>	Group	Number Taking Assessment	Number Passing Assessment	Institutional Pass Rate	Institutional Average Scaled Score	Assessment Cut Score <sup>2</sup>	Statewide				
							Number Taking Assessment	Number Passing Assessment	Statewide Pass Rate	Statewide Average Scaled Score	
<b>GENERAL SCIENCE CONTENT ESSAYS (0433)</b>  Test Company: ETS Score Range: 100-200	All enrolled students who have completed all nonclinical courses, 2013-14										
	Other enrolled students, 2013-14										
	All program completers, 2013-14										
	All program completers, 2012-13										
	All program completers, 2011-12						6				
<b>GEOGRAPHY (DISCONTINUED) (0920)</b>  Test Company: ETS Score Range: 250-990	All enrolled students who have completed all nonclinical courses, 2013-14										
	Other enrolled students, 2013-14										
	All program completers, 2013-14										
	All program completers, 2012-13										
	All program completers, 2011-12						2				
<b>GEOGRAPHY (0921)</b>  Test Company: ETS Score Range: 100-200	All enrolled students who have completed all nonclinical courses, 2013-14										
	Other enrolled students, 2013-14										
	All program completers, 2013-14						2				
	All program completers, 2012-13										
	All program completers, 2011-12										
<b>GERMAN WORLD LANGUAGE (5183)</b>  Test Company: ETS Score Range: 100-200	All enrolled students who have completed all nonclinical courses, 2013-14										
	Other enrolled students, 2013-14						2				
	All program completers, 2013-14						1				
	All program completers, 2012-13						1				
	All program completers, 2011-12						1				




**Single Assessment Institution-Level Pass Rate Data: Alternative Teacher Preparation Program Within IHE**

		<b>HEOA - Title II 2013 - 2014 Academic Year</b>								
Institution Name		LEE UNIVERSITY								
Institution Code		1401								
State		Tennessee								
							February 12, 2015			
Assessment Information <sup>1</sup>	Group	Number Taking Assessment	Number Passing Assessment	Institutional Pass Rate	Institutional Average Scaled Score	Assessment Cut Score <sup>2</sup>	Statewide			
							Number Taking Assessment	Number Passing Assessment	Statewide Pass Rate	Statewide Average Scaled Score
<b>GOVERNMENT POLITICAL SCIENCE (DISCONTINUED) (0930)</b>  Test Company: ETS Score Range: 250-990	All enrolled students who have completed all nonclinical courses, 2013-14									
	Other enrolled students, 2013-14						6			
	All program completers, 2013-14						1			
	All program completers, 2012-13						5			
	All program completers, 2011-12						6			
<b>GOVERNMENT POLITICAL SCIENCE (0931)</b>  Test Company: ETS Score Range: 100-200	All enrolled students who have completed all nonclinical courses, 2013-14									
	Other enrolled students, 2013-14						1			
	All program completers, 2013-14						1			
	All program completers, 2012-13									
	All program completers, 2011-12									
<b>HEALTH EDUCATION (DISCONTINUED) (5550)</b>  Test Company: ETS Score Range: 250-990	All enrolled students who have completed all nonclinical courses, 2013-14									
	Other enrolled students, 2013-14	1				570	2			
	All program completers, 2013-14						1			
	All program completers, 2012-13						2			
	All program completers, 2011-12						5			
<b>HEALTH EDUCATION (5551)</b>  Test Company: ETS Score Range: 100-200	All enrolled students who have completed all nonclinical courses, 2013-14									
	Other enrolled students, 2013-14						1			
	All program completers, 2013-14									
	All program completers, 2012-13									
	All program completers, 2011-12									


**Single Assessment Institution-Level Pass Rate Data: Alternative Teacher Preparation Program Within IHE**

		<p align="center"><b>HEOA - Title II 2013 - 2014 Academic Year</b></p>								
Institution Name		LEE UNIVERSITY								
Institution Code		1401								
State		Tennessee								
							February 12, 2015			
Assessment Information <sup>1</sup>	Group	Number Taking Assessment	Number Passing Assessment	Institutional Pass Rate	Institutional Average Scaled Score	Assessment Cut Score <sup>2</sup>	Statewide			
							Number Taking Assessment	Number Passing Assessment	Statewide Pass Rate	Statewide Average Scaled Score
LATIN (DISCONTINUED) (0600)  Test Company: ETS Score Range: 250-990	All enrolled students who have completed all nonclinical courses, 2013-14									
	Other enrolled students, 2013-14									
	All program completers, 2013-14						1			
	All program completers, 2012-13						1			
	All program completers, 2011-12						5			
LATIN (0601)  Test Company: ETS Score Range: 100-200	All enrolled students who have completed all nonclinical courses, 2013-14									
	Other enrolled students, 2013-14						1			
	All program completers, 2013-14						1			
	All program completers, 2012-13									
	All program completers, 2011-12									
MARKETING EDUCATION (DISCONTINUED) (0560)  Test Company: ETS Score Range: 250-990	All enrolled students who have completed all nonclinical courses, 2013-14									
	Other enrolled students, 2013-14									
	All program completers, 2013-14									
	All program completers, 2012-13									
	All program completers, 2011-12						1			
MARKETING EDUCATION (0561)  Test Company: ETS Score Range: 100-200	All enrolled students who have completed all nonclinical courses, 2013-14									
	Other enrolled students, 2013-14						2			
	All program completers, 2013-14						2			
	All program completers, 2012-13						2			
	All program completers, 2011-12						4			

Single Assessment Institution-Level Pass Rate Data: *Alternative Teacher Preparation Program Within IHE*

		<b>HEOA - Title II 2013 - 2014 Academic Year</b>								
Institution Name		LEE UNIVERSITY								
Institution Code		1401								
State		Tennessee								
							February 12, 2015			
Assessment Information <sup>1</sup>	Group	Number Taking Assessment	Number Passing Assessment	Institutional Pass Rate	Institutional Average Scaled Score	Assessment Cut Score <sup>2</sup>	Statewide			
							Number Taking Assessment	Number Passing Assessment	Statewide Pass Rate	Statewide Average Scaled Score
<b>MATHEMATICS CONTENT KNOWLEDGE (0061)</b>  Test Company: ETS Score Range: 100-200	All enrolled students who have completed all nonclinical courses, 2013-14						3			
	Other enrolled students, 2013-14	1				136	55	40	73%	144
	All program completers, 2013-14	2				136	49	46	94%	152
	All program completers, 2012-13	2				136	48	47	98%	151
	All program completers, 2011-12	1				136	66	63	95%	148
<b>MATHEMATICS PEDAGOGY (0065)</b>  Test Company: ETS Score Range: 100-200	All enrolled students who have completed all nonclinical courses, 2013-14									
	Other enrolled students, 2013-14									
	All program completers, 2013-14									
	All program completers, 2012-13									
	All program completers, 2011-12	1				125	63	62	98%	145
<b>MATHEMATICS: CK (5161)</b>  Test Company: ETS Score Range: 100-200	All enrolled students who have completed all nonclinical courses, 2013-14						3			
	Other enrolled students, 2013-14						18	7	39%	149
	All program completers, 2013-14						4			
	All program completers, 2012-13						1			
	All program completers, 2011-12						1			
<b>MIDDLE SCHOOL CONTENT KNOWLEDGE (5146)</b>  Test Company: ETS Score Range: 100-200	All enrolled students who have completed all nonclinical courses, 2013-14	1				150	11	11	100%	170
	Other enrolled students, 2013-14	1				150	67	62	93%	168
	All program completers, 2013-14	3				150	82	81	99%	172
	All program completers, 2012-13						51	51	100%	170
	All program completers, 2011-12	3				150	68	68	100%	168


**Single Assessment Institution-Level Pass Rate Data: Alternative Teacher Preparation Program Within IHE**

	<b>HEOA - Title II 2013 - 2014 Academic Year</b>	
	Institution Name	LEE UNIVERSITY
	Institution Code	1401
	State	Tennessee


February 12, 2015

Assessment Information <sup>1</sup>	Group	Number Taking Assessment	Number Passing Assessment	Institutional Pass Rate	Institutional Average Scaled Score	Assessment Cut Score <sup>2</sup>	Statewide			
							Number Taking Assessment	Number Passing Assessment	Statewide Pass Rate	Statewide Average Scaled Score
<b>MUSIC CONCEPTS AND PROCESSES (0111)</b>  Test Company: ETS Score Range: 100-200	All enrolled students who have completed all nonclinical courses, 2013-14									
	Other enrolled students, 2013-14						6			
	All program completers, 2013-14	1				145	5			
	All program completers, 2012-13						6			
	All program completers, 2011-12						4			
<b>MUSIC CONTENT &amp; INSTRUCTION (5114)</b>  Test Company: ETS Score Range: 100-200	All enrolled students who have completed all nonclinical courses, 2013-14						3			
	Other enrolled students, 2013-14						4			
	All program completers, 2013-14	1				162	3			
	All program completers, 2012-13						1			
	All program completers, 2011-12									
<b>MUSIC CONTENT KNOWLEDGE (0113)</b>  Test Company: ETS Score Range: 100-200	All enrolled students who have completed all nonclinical courses, 2013-14									
	Other enrolled students, 2013-14						12	6	50%	155
	All program completers, 2013-14	1				150	5			
	All program completers, 2012-13						8			
	All program completers, 2011-12						4			
<b>PHYSICAL ED ANALYSIS AND DESIGN (0092)</b>  Test Company: ETS Score Range: 100-200	All enrolled students who have completed all nonclinical courses, 2013-14									
	Other enrolled students, 2013-14									
	All program completers, 2013-14									
	All program completers, 2012-13									
	All program completers, 2011-12						7			


**Single Assessment Institution-Level Pass Rate Data: *Alternative Teacher Preparation Program Within IHE***

		<b>HEOA - Title II 2013 - 2014 Academic Year</b>									
Institution Name		LEE UNIVERSITY									
Institution Code		1401									
State		Tennessee					February 12, 2015				
							Statewide				
Assessment Information <sup>1</sup>	Group	Number Taking Assessment	Number Passing Assessment	Institutional Pass Rate	Institutional Average Scaled Score	Assessment Cut Score <sup>2</sup>	Number Taking Assessment	Number Passing Assessment	Statewide Pass Rate	Statewide Average Scaled Score	
<b>PHYSICAL ED CONTENT AND DESIGN (5095)</b>  Test Company: ETS Score Range: 100-200	All enrolled students who have completed all nonclinical courses, 2013-14						3				
	Other enrolled students, 2013-14	1				164	20	9	45%	161	
	All program completers, 2013-14						12	12	100%	173	
	All program completers, 2012-13	2				164	12	11	92%	171	
	All program completers, 2011-12						9				
<b>PHYSICAL ED CONTENT KNOWLEDGE (5091)</b>  Test Company: ETS Score Range: 100-200	All enrolled students who have completed all nonclinical courses, 2013-14										
	Other enrolled students, 2013-14										
	All program completers, 2013-14										
	All program completers, 2012-13										
	All program completers, 2011-12						10	9	90%	154	
<b>PHYSICS CONTENT ESSAYS (0262)</b>  Test Company: ETS Score Range: 100-200	All enrolled students who have completed all nonclinical courses, 2013-14										
	Other enrolled students, 2013-14										
	All program completers, 2013-14										
	All program completers, 2012-13										
	All program completers, 2011-12						2				
<b>PHYSICS CONTENT KNOWLEDGE (5265)</b>  Test Company: ETS Score Range: 100-200	All enrolled students who have completed all nonclinical courses, 2013-14										
	Other enrolled students, 2013-14						5				
	All program completers, 2013-14										
	All program completers, 2012-13						2				
	All program completers, 2011-12						2				


Single Assessment Institution-Level Pass Rate Data: *Alternative Teacher Preparation Program Within IHE*

		<b>HEOA - Title II 2013 - 2014 Academic Year</b>								
Institution Name		LEE UNIVERSITY								
Institution Code		1401								
State		Tennessee								
							February 12, 2015			
Assessment Information <sup>1</sup>	Group	Number Taking Assessment	Number Passing Assessment	Institutional Pass Rate	Institutional Average Scaled Score	Assessment Cut Score <sup>2</sup>	Statewide			
							Number Taking Assessment	Number Passing Assessment	Statewide Pass Rate	Statewide Average Scaled Score
<b>PRINC LEARNING AND TEACHING 5-9 (DISCONTINUED)</b> (0523)  Test Company: ETS Score Range: 100-200	All enrolled students who have completed all nonclinical courses, 2013-14									
	Other enrolled students, 2013-14									
	All program completers, 2013-14									
	All program completers, 2012-13									
	All program completers, 2011-12	2				154	48	48	100%	171
<b>PRINC LEARNING AND TEACHING 5-9 (5623)</b>  Test Company: ETS Score Range: 100-200	All enrolled students who have completed all nonclinical courses, 2013-14						5			
	Other enrolled students, 2013-14						32	30	94%	172
	All program completers, 2013-14	3				158	98	98	100%	179
	All program completers, 2012-13						53	53	100%	177
	All program completers, 2011-12						46	45	98%	174
<b>PRINC LEARNING AND TEACHING 7-12 (DISCONTINUED)</b> (0524)  Test Company: ETS Score Range: 100-200	All enrolled students who have completed all nonclinical courses, 2013-14									
	Other enrolled students, 2013-14									
	All program completers, 2013-14									
	All program completers, 2012-13									
	All program completers, 2011-12	2				159	167	165	99%	173
<b>PRINC LEARNING AND TEACHING 7-12 (5624)</b>  Test Company: ETS Score Range: 100-200	All enrolled students who have completed all nonclinical courses, 2013-14						16	14	88%	170
	Other enrolled students, 2013-14	5				155	120	106	88%	170
	All program completers, 2013-14	8				155	255	253	99%	176
	All program completers, 2012-13	8				155	199	192	96%	173
	All program completers, 2011-12	2				155	169	167	99%	173

**Single Assessment Institution-Level Pass Rate Data: Alternative Teacher Preparation Program Within IHE**


		<b>HEOA - Title II 2013 - 2014 Academic Year</b>									
Institution Name		LEE UNIVERSITY									
Institution Code		1401									
State		Tennessee					February 12, 2015				
Assessment Information <sup>1</sup>	Group	Number Taking Assessment	Number Passing Assessment	Institutional Pass Rate	Institutional Average Scaled Score	Assessment Cut Score <sup>2</sup>	Statewide				
							Number Taking Assessment	Number Passing Assessment	Statewide Pass Rate	Statewide Average Scaled Score	
<b>PRINC LEARNING AND TEACHING EARLY CHILD (DISC) (0521)</b>  Test Company: ETS Score Range: 100-200	All enrolled students who have completed all nonclinical courses, 2013-14										
	Other enrolled students, 2013-14										
	All program completers, 2013-14										
	All program completers, 2012-13										
	All program completers, 2011-12	1				155	8				
<b>PRINC LEARNING AND TEACHING EARLY CHILD (5621)</b>  Test Company: ETS Score Range: 100-200	All enrolled students who have completed all nonclinical courses, 2013-14						1				
	Other enrolled students, 2013-14						2				
	All program completers, 2013-14	1				155	14	14	100%	170	
	All program completers, 2012-13						9				
	All program completers, 2011-12						10	9	90%	166	
<b>PRINC LEARNING AND TEACHING K-6 (DISCONTINUED) (0522)</b>  Test Company: ETS Score Range: 100-200	All enrolled students who have completed all nonclinical courses, 2013-14										
	Other enrolled students, 2013-14										
	All program completers, 2013-14										
	All program completers, 2012-13										
	All program completers, 2011-12	3				155	75	75	100%	174	
<b>PRINC LEARNING AND TEACHING K-6 (5622)</b>  Test Company: ETS Score Range: 100-200	All enrolled students who have completed all nonclinical courses, 2013-14						10	9	90%	168	
	Other enrolled students, 2013-14						60	51	85%	168	
	All program completers, 2013-14	2				158	117	116	99%	177	
	All program completers, 2012-13	3				158	69	69	100%	175	
	All program completers, 2011-12	2				158	61	61	100%	178	

**Single Assessment Institution-Level Pass Rate Data: Alternative Teacher Preparation Program Within IHE**


		<b>HEOA - Title II 2013 - 2014 Academic Year</b>									
Institution Name		LEE UNIVERSITY									
Institution Code		1401									
State		Tennessee									
							February 12, 2015				
							Statewide				
Assessment Information <sup>1</sup>	Group	Number Taking Assessment	Number Passing Assessment	Institutional Pass Rate	Institutional Average Scaled Score	Assessment Cut Score <sup>2</sup>	Number Taking Assessment	Number Passing Assessment	Statewide Pass Rate	Statewide Average Scaled Score	
<b>PSYCHOLOGY (DISCONTINUED) (0390)</b>  Test Company: ETS Score Range: 250-990	All enrolled students who have completed all nonclinical courses, 2013-14										
	Other enrolled students, 2013-14						1				
	All program completers, 2013-14						1				
	All program completers, 2012-13						2				
	All program completers, 2011-12										
<b>PSYCHOLOGY (5391)</b>  Test Company: ETS Score Range: 100-200	All enrolled students who have completed all nonclinical courses, 2013-14										
	Other enrolled students, 2013-14						1				
	All program completers, 2013-14										
	All program completers, 2012-13										
	All program completers, 2011-12										
<b>READING ACROSS CURRICULUM ELEM (5201)</b>  Test Company: ETS Score Range: 100-200	All enrolled students who have completed all nonclinical courses, 2013-14						5				
	Other enrolled students, 2013-14						34	29	85%	164	
	All program completers, 2013-14	3				151	144	142	99%	170	
	All program completers, 2012-13	4				151	158	158	100%	169	
	All program completers, 2011-12	8				151	236	236	100%	169	
<b>SE CK AND MILD TO MODERATE APPL (5543)</b>  Test Company: ETS Score Range: 100-200	All enrolled students who have completed all nonclinical courses, 2013-14						7				
	Other enrolled students, 2013-14	3				153	76	69	91%	165	
	All program completers, 2013-14	1				153	97	95	98%	169	
	All program completers, 2012-13	3				153	70	70	100%	170	
	All program completers, 2011-12	2				153	80	80	100%	172	




**Single Assessment Institution-Level Pass Rate Data: Alternative Teacher Preparation Program Within IHE**

		<p align="center"><b>HEOA - Title II 2013 - 2014 Academic Year</b></p>								
Institution Name		LEE UNIVERSITY								
Institution Code		1401								
State		Tennessee								
							February 12, 2015			
Assessment Information <sup>1</sup>	Group	Number Taking Assessment	Number Passing Assessment	Institutional Pass Rate	Institutional Average Scaled Score	Assessment Cut Score <sup>2</sup>	Statewide			
							Number Taking Assessment	Number Passing Assessment	Statewide Pass Rate	Statewide Average Scaled Score
<b>SE CK AND SEVERE TO PROF APPL (5545)</b>  Test Company: ETS Score Range: 100-200	All enrolled students who have completed all nonclinical courses, 2013-14						2			
	Other enrolled students, 2013-14						6			
	All program completers, 2013-14						16	16	100%	175
	All program completers, 2012-13						8			
	All program completers, 2011-12						4			
<b>SE CORE KNOWLEDGE &amp; APPLICATIONS (5354)</b>  Test Company: ETS Score Range: 100-200	All enrolled students who have completed all nonclinical courses, 2013-14									
	Other enrolled students, 2013-14									
	All program completers, 2013-14						2			
	All program completers, 2012-13						1			
	All program completers, 2011-12									
<b>SE TEACHING STU WVISUAL IMPAIRMENT (5282)</b>  Test Company: ETS Score Range: 100-200	All enrolled students who have completed all nonclinical courses, 2013-14									
	Other enrolled students, 2013-14						1			
	All program completers, 2013-14									
	All program completers, 2012-13									
	All program completers, 2011-12									
<b>SE: PRESCHOOL EARLY CHILDHOOD (5691)</b>  Test Company: ETS Score Range: 100-200	All enrolled students who have completed all nonclinical courses, 2013-14									
	Other enrolled students, 2013-14									
	All program completers, 2013-14						1			
	All program completers, 2012-13						1			
	All program completers, 2011-12									


**Single Assessment Institution-Level Pass Rate Data: Alternative Teacher Preparation Program Within IHE**

		<b>HEOA - Title II 2013 - 2014 Academic Year</b>					February 12, 2015				
Institution Name		LEE UNIVERSITY									
Institution Code		1401									
State		Tennessee									
Assessment Information <sup>1</sup>							Statewide				
Assessment Information <sup>1</sup>		Group	Number Taking Assessment	Number Passing Assessment	Institutional Pass Rate	Institutional Average Scaled Score	Assessment Cut Score <sup>2</sup>	Number Taking Assessment	Number Passing Assessment	Statewide Pass Rate	Statewide Average Scaled Score
<b>SOCIOLOGY (0950)</b>  Test Company: ETS Score Range: 250-990	All enrolled students who have completed all nonclinical courses, 2013-14							1			
	Other enrolled students, 2013-14							2			
	All program completers, 2013-14										
	All program completers, 2012-13							2			
	All program completers, 2011-12										
<b>SPANISH CONTENT KNOWLEDGE (0191)</b>  Test Company: ETS Score Range: 100-200	All enrolled students who have completed all nonclinical courses, 2013-14										
	Other enrolled students, 2013-14										
	All program completers, 2013-14										
	All program completers, 2012-13										
	All program completers, 2011-12							7			
<b>SPANISH PRODUCTIVE LANGUAGE SKILLS (DISCONTINUED) (0192)</b>  Test Company: ETS Score Range: 100-200	All enrolled students who have completed all nonclinical courses, 2013-14										
	Other enrolled students, 2013-14										
	All program completers, 2013-14										
	All program completers, 2012-13										
	All program completers, 2011-12							5			
<b>SPANISH WORLD LANGUAGE (5195)</b>  Test Company: ETS Score Range: 100-200	All enrolled students who have completed all nonclinical courses, 2013-14							2			
	Other enrolled students, 2013-14		3				163	27	20	74%	170
	All program completers, 2013-14		2				163	26	24	92%	174
	All program completers, 2012-13		4				163	19	16	84%	167
	All program completers, 2011-12							16	14	88%	171

**Single Assessment Institution-Level Pass Rate Data: Alternative Teacher Preparation Program Within IHE**

		<b>HEOA - Title II 2013 - 2014 Academic Year</b>								
Institution Name		LEE UNIVERSITY								
Institution Code		1401								
State		Tennessee								
							February 12, 2015			
Assessment Information <sup>1</sup>	Group	Number Taking Assessment	Number Passing Assessment	Institutional Pass Rate	Institutional Average Scaled Score	Assessment Cut Score <sup>2</sup>	Statewide			
							Number Taking Assessment	Number Passing Assessment	Statewide Pass Rate	Statewide Average Scaled Score
<b>SPECIAL ED PRESCHOOLEARLY CHILD (0690)</b>  Test Company: ETS Score Range: 250-990	All enrolled students who have completed all nonclinical courses, 2013-14									
	Other enrolled students, 2013-14									
	All program completers, 2013-14						1			
	All program completers, 2012-13									
	All program completers, 2011-12						6			
<b>SPEECH COMMUNICATION: CK (5221)</b>  Test Company: ETS Score Range: 100-200	All enrolled students who have completed all nonclinical courses, 2013-14						1			
	Other enrolled students, 2013-14									
	All program completers, 2013-14									
	All program completers, 2012-13						1			
	All program completers, 2011-12						2			
<b>TEACHING READING: ELEM EDUCATION (5203)</b>  Test Company: ETS Score Range: 100-200	All enrolled students who have completed all nonclinical courses, 2013-14	1				162	9			
	Other enrolled students, 2013-14	3				162	78	60	77%	170
	All program completers, 2013-14	2				162	98	93	95%	177
	All program completers, 2012-13						8			
	All program completers, 2011-12						4			
<b>THEATRE (DISCONTINUED) (0640)</b>  Test Company: ETS Score Range: 250-990	All enrolled students who have completed all nonclinical courses, 2013-14						2			
	Other enrolled students, 2013-14						3			
	All program completers, 2013-14						2			
	All program completers, 2012-13						3			
	All program completers, 2011-12						3			

**Single Assessment Institution-Level Pass Rate Data: *Alternative Teacher Preparation Program Within IHE***

	<b>HEOA - Title II 2013 - 2014 Academic Year</b>	
	Institution Name	LEE UNIVERSITY
	Institution Code	1401
	State	Tennessee

February 12, 2015

Assessment Information <sup>1</sup>	Group	Number Taking Assessment	Number Passing Assessment	Institutional Pass Rate	Institutional Average Scaled Score	Assessment Cut Score <sup>2</sup>	Statewide			
							Number Taking Assessment	Number Passing Assessment	Statewide Pass Rate	Statewide Average Scaled Score
<b>THEATRE (0641)</b>  Test Company: ETS Score Range: 100-200	All enrolled students who have completed all nonclinical courses, 2013-14									
	Other enrolled students, 2013-14						4			
	All program completers, 2013-14						1			
	All program completers, 2012-13						1			
	All program completers, 2011-12									
<b>WORLD AND U.S. HISTORY CK (5941)</b>  Test Company: ETS Score Range: 100-200	All enrolled students who have completed all nonclinical courses, 2013-14						7			
	Other enrolled students, 2013-14						23	22	96%	156
	All program completers, 2013-14						22	22	100%	169
	All program completers, 2012-13						19	19	100%	156
	All program completers, 2011-12						23	23	100%	155

Note: In cases where there are less than ten students taking the assessment or license/certificate, the number passing and pass rate are not reported.

<sup>1</sup>Tests with multiple delivery options (computer, paper, etc.) will be noted with the assessment code for one format only.

<sup>2</sup>Cut scores may vary for groups depending upon when the cut scores are established by the state and when each group completed their teacher certification or licensure assessment.