


**Summary Institution-Level Pass Rate Data: *Alternative Teacher Preparation Program Within IHE***


		<b>HEOA - Title II 2012 - 2013 Academic Year</b>				
<b>Institution Name</b>		LEE UNIVERSITY				
<b>Institution Code</b>		1401				
<b>State</b>		Tennessee				
		<i>April 2, 2014</i>				
		<b>Statewide</b>				
<b>Group</b>	<b>Number Taking Assessment<sup>1</sup></b>	<b>Number Passing Assessment<sup>2</sup></b>	<b>Institutional Pass Rate</b>	<b>Number Taking Assessment<sup>1</sup></b>	<b>Number Passing Assessment<sup>2</sup></b>	<b>Statewide Pass Rate</b>
All program completers, 2012-13	15	15	100%	419	383	91%
All program completers, 2011-12	14	14	100%	618	576	93%
All program completers, 2010-11	13	13	100%	779	764	98%

Note: In cases where there are less than ten students taking the assessment or license/certificate, the number passing and pass rate are not reported.

<sup>1</sup> Number of completers taking one or more assessments within their area of specialization.

<sup>2</sup> Summary level "Number Taking Assessment" may differ from assessment level "Number Taking Assessment" because each student is counted once at the summary level but may be counted in multiple assessments at the assessment level.


Single Assessment Institution-Level Pass Rate Data: *Alternative Teacher Preparation Program Within IHE*

	<b>HEOA - Title II 2012 - 2013 Academic Year</b>	
	Institution Name	LEE UNIVERSITY
	Institution Code	1401
	State	Tennessee

April 2, 2014

Assessment Information <sup>1</sup>	Group	Number Taking Assessment	Number Passing Assessment	Institutional Pass Rate	Institutional Average Scaled Score	Assessment Cut Score <sup>2</sup>	Statewide				
							Number Taking Assessment	Number Passing Assessment	Statewide Pass Rate	Statewide Average Scaled Score	
<b>AGRICULTURE (0700)</b>  Test Company: ETS Score Range: 250-990	All enrolled students who have completed all nonclinical courses, 2012-13										
	Other enrolled students, 2012-13						4				
	All program completers, 2012-13						4				
	All program completers, 2011-12						8				
	All program completers, 2010-11						5				
<b>ART CONTENT AND ANALYSIS (0135)</b>  Test Company: ETS Score Range: 100-200	All enrolled students who have completed all nonclinical courses, 2012-13						1				
	Other enrolled students, 2012-13						16	14	88%	171	
	All program completers, 2012-13						9				
	All program completers, 2011-12						3				
	All program completers, 2010-11										
<b>ART CONTENT KNOWLEDGE (0133)</b>  Test Company: ETS Score Range: 100-200	All enrolled students who have completed all nonclinical courses, 2012-13										
	Other enrolled students, 2012-13										
	All program completers, 2012-13										
	All program completers, 2011-12										
	All program completers, 2010-11						30	30	100%	170	
<b>ART CONTENT TRAD CRITIC AESTHETICS (0132)</b>  Test Company: ETS Score Range: 100-200	All enrolled students who have completed all nonclinical courses, 2012-13										
	Other enrolled students, 2012-13										
	All program completers, 2012-13										
	All program completers, 2011-12										
	All program completers, 2010-11						14	14	100%	148	


**Single Assessment Institution-Level Pass Rate Data: *Alternative Teacher Preparation Program Within IHE***

	<b>HEOA - Title II 2012 - 2013 Academic Year</b>
	<b>Institution Name</b> LEE UNIVERSITY
	<b>Institution Code</b> 1401
	<b>State</b> Tennessee

April 2, 2014

Assessment Information <sup>1</sup>	Group	Number Taking Assessment	Number Passing Assessment	Institutional Pass Rate	Institutional Average Scaled Score	Assessment Cut Score <sup>2</sup>	Statewide				
							Number Taking Assessment	Number Passing Assessment	Statewide Pass Rate	Statewide Average Scaled Score	
<b>ART MAKING (0131)</b>  Test Company: ETS Score Range: 100-200	All enrolled students who have completed all nonclinical courses, 2012-13										
	Other enrolled students, 2012-13										
	All program completers, 2012-13										
	All program completers, 2011-12										
	All program completers, 2010-11							17	17	100%	166
<b>BIOLOGY CONTENT ESSAYS (0233)</b>  Test Company: ETS Score Range: 100-200	All enrolled students who have completed all nonclinical courses, 2012-13						2				
	Other enrolled students, 2012-13						15	9	60%	147	
	All program completers, 2012-13	1				146	27	21	78%	153	
	All program completers, 2011-12						37	33	89%	155	
	All program completers, 2010-11	2				146	44	40	91%	152	
<b>BIOLOGY CONTENT KNOWLEDGE (0235)</b>  Test Company: ETS Score Range: 100-200	All enrolled students who have completed all nonclinical courses, 2012-13						5				
	Other enrolled students, 2012-13	1				148	36	27	75%	158	
	All program completers, 2012-13	1				148	37	37	100%	163	
	All program completers, 2011-12						45	43	96%	159	
	All program completers, 2010-11	2				148	55	54	98%	164	
<b>BUSINESS ED CONTENT KNOWLEDGE (0101)</b>  Test Company: ETS Score Range: 100-200	All enrolled students who have completed all nonclinical courses, 2012-13						1				
	Other enrolled students, 2012-13						11	9	82%	163	
	All program completers, 2012-13						6				
	All program completers, 2011-12						11	10	91%	168	
	All program completers, 2010-11						1				


**Single Assessment Institution-Level Pass Rate Data: *Alternative Teacher Preparation Program Within IHE***

	<b>HEOA - Title II 2012 - 2013 Academic Year</b>	
	Institution Name	LEE UNIVERSITY
	Institution Code	1401
	State	Tennessee

April 2, 2014

Assessment Information <sup>1</sup>	Group	Number Taking Assessment	Number Passing Assessment	Institutional Pass Rate	Institutional Average Scaled Score	Assessment Cut Score <sup>2</sup>	Statewide			
							Number Taking Assessment	Number Passing Assessment	Statewide Pass Rate	Statewide Average Scaled Score
<b>BUSINESS ED (0100)</b>  Test Company: ETS Score Range: 250-990	All enrolled students who have completed all nonclinical courses, 2012-13									
	Other enrolled students, 2012-13									
	All program completers, 2012-13									
	All program completers, 2011-12						14	14	100%	644
	All program completers, 2010-11	1				570	20	20	100%	626
<b>CHEMISTRY CONTENT KNOWLEDGE II (0245)</b>  Test Company: ETS Score Range: 100-200	All enrolled students who have completed all nonclinical courses, 2012-13						1			
	Other enrolled students, 2012-13						28	23	82%	164
	All program completers, 2012-13	2				152	9			
	All program completers, 2011-12	3				152	23	21	91%	164
	All program completers, 2010-11	1				152	26	26	100%	161
<b>EARTH AND SPACE SCIENCES - CK (0571)</b>  Test Company: ETS Score Range: 100-200	All enrolled students who have completed all nonclinical courses, 2012-13									
	Other enrolled students, 2012-13						1			
	All program completers, 2012-13						1			
	All program completers, 2011-12						1			
	All program completers, 2010-11						1			
<b>ECONOMICS (0910)</b>  Test Company: ETS Score Range: 250-990	All enrolled students who have completed all nonclinical courses, 2012-13									
	Other enrolled students, 2012-13						2			
	All program completers, 2012-13						1			
	All program completers, 2011-12						7			
	All program completers, 2010-11						3			


Single Assessment Institution-Level Pass Rate Data: *Alternative Teacher Preparation Program Within IHE*

	<b>HEOA - Title II 2012 - 2013 Academic Year</b>
	<b>Institution Name</b> LEE UNIVERSITY
	<b>Institution Code</b> 1401
	<b>State</b> Tennessee


April 2, 2014

Assessment Information <sup>1</sup>	Group	Number Taking Assessment	Number Passing Assessment	Institutional Pass Rate	Institutional Average Scaled Score	Assessment Cut Score <sup>2</sup>	Statewide			
							Number Taking Assessment	Number Passing Assessment	Statewide Pass Rate	Statewide Average Scaled Score
<b>ECONOMICS (0911)</b>  Test Company: ETS Score Range: 100-200	All enrolled students who have completed all nonclinical courses, 2012-13									
	Other enrolled students, 2012-13						3			
	All program completers, 2012-13									
	All program completers, 2011-12									
	All program completers, 2010-11									
<b>ED OF EXCEPTIONAL STUDENTS CORE CK (0353)</b>  Test Company: ETS Score Range: 100-200	All enrolled students who have completed all nonclinical courses, 2012-13									
	Other enrolled students, 2012-13									
	All program completers, 2012-13									
	All program completers, 2011-12	1				144	33	33	100%	166
	All program completers, 2010-11	3				144	117	117	100%	170
<b>ED OF EXCEPTIONAL STUDENTS MTMD (0542)</b>  Test Company: ETS Score Range: 100-200	All enrolled students who have completed all nonclinical courses, 2012-13									
	Other enrolled students, 2012-13									
	All program completers, 2012-13									
	All program completers, 2011-12	1				164	31	31	100%	176
	All program completers, 2010-11	2				164	102	102	100%	179
<b>ED OF EXCEPTIONAL STUDENTS STPD (0544)</b>  Test Company: ETS Score Range: 100-200	All enrolled students who have completed all nonclinical courses, 2012-13									
	Other enrolled students, 2012-13									
	All program completers, 2012-13									
	All program completers, 2011-12						1			
	All program completers, 2010-11						14	14	100%	174

**Single Assessment Institution-Level Pass Rate Data: Alternative Teacher Preparation Program Within IHE**

		<b>HEOA - Title II 2012 - 2013 Academic Year</b>								
Institution Name		LEE UNIVERSITY								
Institution Code		1401								
State		Tennessee								
							April 2, 2014			
Assessment Information <sup>1</sup>	Group	Number Taking Assessment	Number Passing Assessment	Institutional Pass Rate	Institutional Average Scaled Score	Assessment Cut Score <sup>2</sup>	Statewide			
							Number Taking Assessment	Number Passing Assessment	Statewide Pass Rate	Statewide Average Scaled Score
<b>EDUCATION OF YOUNG CHILDREN (0021)</b>  Test Company: ETS Score Range: 100-200	All enrolled students who have completed all nonclinical courses, 2012-13						1			
	Other enrolled students, 2012-13						2			
	All program completers, 2012-13						9			
	All program completers, 2011-12	1				155	16	16	100%	181
	All program completers, 2010-11						24	22	92%	183
<b>ELEM ED CONTENT KNOWLEDGE (0014)</b>  Test Company: ETS Score Range: 100-200	All enrolled students who have completed all nonclinical courses, 2012-13						9			
	Other enrolled students, 2012-13						69	65	94%	167
	All program completers, 2012-13						43	42	98%	159
	All program completers, 2011-12	4				140	74	70	95%	166
	All program completers, 2010-11						106	105	99%	167
<b>ELEM ED CURR INSTRUC ASSESSMENT (0011)</b>  Test Company: ETS Score Range: 100-200	All enrolled students who have completed all nonclinical courses, 2012-13						7			
	Other enrolled students, 2012-13						35	31	89%	175
	All program completers, 2012-13						41	39	95%	174
	All program completers, 2011-12	1				159	58	57	98%	180
	All program completers, 2010-11						90	90	100%	179
<b>ENG LANG LIT COMP CONTENT KNOWLEDGE (0041)</b>  Test Company: ETS Score Range: 100-200	All enrolled students who have completed all nonclinical courses, 2012-13						10	9	90%	174
	Other enrolled students, 2012-13						53	49	92%	175
	All program completers, 2012-13						31	31	100%	174
	All program completers, 2011-12						43	41	95%	175
	All program completers, 2010-11	1				157	68	67	99%	178


**Single Assessment Institution-Level Pass Rate Data: Alternative Teacher Preparation Program Within IHE**

	<b>HEOA - Title II 2012 - 2013 Academic Year</b>
	Institution Name <b>LEE UNIVERSITY</b>
	Institution Code <b>1401</b>
	State <b>Tennessee</b>

April 2, 2014

Assessment Information <sup>1</sup>	Group	Number Taking Assessment	Number Passing Assessment	Institutional Pass Rate	Institutional Average Scaled Score	Assessment Cut Score <sup>2</sup>	Statewide			
							Number Taking Assessment	Number Passing Assessment	Statewide Pass Rate	Statewide Average Scaled Score
<b>ENG LANG LIT COMP PEDAGOGY (0043)</b>  Test Company: ETS Score Range: 100-200	All enrolled students who have completed all nonclinical courses, 2012-13									
	Other enrolled students, 2012-13						3			
	All program completers, 2012-13									
	All program completers, 2011-12						43	39	91%	153
	All program completers, 2010-11	1					145	66	65	98%
<b>ENGLISH TO SPEAKERS OF OTHER LANGUAGES II (0361)</b>  Test Company: ETS Score Range: 100-200	All enrolled students who have completed all nonclinical courses, 2012-13									
	Other enrolled students, 2012-13						8			
	All program completers, 2012-13						11	11	100%	157
	All program completers, 2011-12						13	13	100%	162
	All program completers, 2010-11						4			
<b>ENGLISH TO SPEAKERS OF OTHER LANGUAGES (0360)</b>  Test Company: ETS Score Range: 250-990	All enrolled students who have completed all nonclinical courses, 2012-13									
	Other enrolled students, 2012-13									
	All program completers, 2012-13									
	All program completers, 2011-12						16	16	100%	691
	All program completers, 2010-11						24	24	100%	634
<b>FAMILY AND CONSUMER SCIENCES II (0121)</b>  Test Company: ETS Score Range: 100-200	All enrolled students who have completed all nonclinical courses, 2012-13						1			
	Other enrolled students, 2012-13						10	10	100%	167
	All program completers, 2012-13	1				157	5			
	All program completers, 2011-12						6			
	All program completers, 2010-11						5			

**Single Assessment Institution-Level Pass Rate Data: Alternative Teacher Preparation Program Within IHE**


	<b>HEOA - Title II 2012 - 2013 Academic Year</b>
	<b>Institution Name</b> LEE UNIVERSITY
	<b>Institution Code</b> 1401
	<b>State</b> Tennessee

April 2, 2014

Assessment Information <sup>1</sup>	Group	Number Taking Assessment	Number Passing Assessment	Institutional Pass Rate	Institutional Average Scaled Score	Assessment Cut Score <sup>2</sup>	Statewide			
							Number Taking Assessment	Number Passing Assessment	Statewide Pass Rate	Statewide Average Scaled Score
<b>FAMILY AND CONSUMER SCIENCES (0120)</b>  Test Company: ETS Score Range: 250-990	All enrolled students who have completed all nonclinical courses, 2012-13									
	Other enrolled students, 2012-13									
	All program completers, 2012-13									
	All program completers, 2011-12									
	All program completers, 2010-11						1			
<b>FRENCH CONTENT KNOWLEDGE (0173)</b>  Test Company: ETS Score Range: 100-200	All enrolled students who have completed all nonclinical courses, 2012-13									
	Other enrolled students, 2012-13									
	All program completers, 2012-13									
	All program completers, 2011-12									
	All program completers, 2010-11						2			
<b>FRENCH PRODUCTIVE LANGUAGE SKILLS (0171)</b>  Test Company: ETS Score Range: 100-200	All enrolled students who have completed all nonclinical courses, 2012-13									
	Other enrolled students, 2012-13									
	All program completers, 2012-13									
	All program completers, 2011-12									
	All program completers, 2010-11						2			
<b>FRENCH WORLD LANGUAGE (CD) (5174)</b>  Test Company: ETS Score Range: 100-200	All enrolled students who have completed all nonclinical courses, 2012-13									
	Other enrolled students, 2012-13	1				156	4			
	All program completers, 2012-13						2			
	All program completers, 2011-12						4			
	All program completers, 2010-11									




**Single Assessment Institution-Level Pass Rate Data: Alternative Teacher Preparation Program Within IHE**

	<b>HEOA - Title II 2012 - 2013 Academic Year</b>
	Institution Name LEE UNIVERSITY
	Institution Code 1401
	State Tennessee

April 2, 2014

Assessment Information <sup>1</sup>	Group	Number Taking Assessment	Number Passing Assessment	Institutional Pass Rate	Institutional Average Scaled Score	Assessment Cut Score <sup>2</sup>	Statewide			
							Number Taking Assessment	Number Passing Assessment	Statewide Pass Rate	Statewide Average Scaled Score
<b>GENERAL SCI CONTENT KNOWL PART 1 (0431)</b>  Test Company: ETS Score Range: 100-200	All enrolled students who have completed all nonclinical courses, 2012-13									
	Other enrolled students, 2012-13						1			
	All program completers, 2012-13									
	All program completers, 2011-12	3				145	22	22	100%	164
	All program completers, 2010-11	1				145	26	26	100%	167
<b>GENERAL SCIENCE CONTENT ESSAYS (0433)</b>  Test Company: ETS Score Range: 100-200	All enrolled students who have completed all nonclinical courses, 2012-13									
	Other enrolled students, 2012-13									
	All program completers, 2012-13									
	All program completers, 2011-12						6			
	All program completers, 2010-11						7			
<b>GEOGRAPHY II (0921)</b>  Test Company: ETS Score Range: 100-200	All enrolled students who have completed all nonclinical courses, 2012-13									
	Other enrolled students, 2012-13						2			
	All program completers, 2012-13									
	All program completers, 2011-12									
	All program completers, 2010-11									
<b>GEOGRAPHY (0920)</b>  Test Company: ETS Score Range: 250-990	All enrolled students who have completed all nonclinical courses, 2012-13									
	Other enrolled students, 2012-13									
	All program completers, 2012-13									
	All program completers, 2011-12						2			
	All program completers, 2010-11						4			


**Single Assessment Institution-Level Pass Rate Data: Alternative Teacher Preparation Program Within IHE**

	<b>HEOA - Title II 2012 - 2013 Academic Year</b>
	<b>Institution Name</b> LEE UNIVERSITY
	<b>Institution Code</b> 1401
	<b>State</b> Tennessee

April 2, 2014

Assessment Information <sup>1</sup>	Group	Number Taking Assessment	Number Passing Assessment	Institutional Pass Rate	Institutional Average Scaled Score	Assessment Cut Score <sup>2</sup>	Statewide			
							Number Taking Assessment	Number Passing Assessment	Statewide Pass Rate	Statewide Average Scaled Score
GERMAN WORLD LANGUAGE (CD) (5183)  Test Company: ETS Score Range: 100-200	All enrolled students who have completed all nonclinical courses, 2012-13									
	Other enrolled students, 2012-13						2			
	All program completers, 2012-13						1			
	All program completers, 2011-12						1			
	All program completers, 2010-11									
GOVERNMENT POLITICAL SCIENCE (0930)  Test Company: ETS Score Range: 250-990	All enrolled students who have completed all nonclinical courses, 2012-13									
	Other enrolled students, 2012-13						6			
	All program completers, 2012-13						4			
	All program completers, 2011-12						6			
	All program completers, 2010-11						6			
GOVERNMENT POLITICAL SCIENCE (0931)  Test Company: ETS Score Range: 100-200	All enrolled students who have completed all nonclinical courses, 2012-13									
	Other enrolled students, 2012-13						2			
	All program completers, 2012-13									
	All program completers, 2011-12									
	All program completers, 2010-11									
HEALTH EDUCATION (0550)  Test Company: ETS Score Range: 250-990	All enrolled students who have completed all nonclinical courses, 2012-13									
	Other enrolled students, 2012-13	1				570	5			
	All program completers, 2012-13						2			
	All program completers, 2011-12						5			
	All program completers, 2010-11						3			


Single Assessment Institution-Level Pass Rate Data: *Alternative Teacher Preparation Program Within IHE*

	<b>HEOA - Title II 2012 - 2013 Academic Year</b>
	<b>Institution Name</b> LEE UNIVERSITY
	<b>Institution Code</b> 1401
	<b>State</b> Tennessee

April 2, 2014

Assessment Information <sup>1</sup>	Group	Number Taking Assessment	Number Passing Assessment	Institutional Pass Rate	Institutional Average Scaled Score	Assessment Cut Score <sup>2</sup>	Statewide			
							Number Taking Assessment	Number Passing Assessment	Statewide Pass Rate	Statewide Average Scaled Score
<b>LATIN (0600)</b>  Test Company: ETS Score Range: 250-990	All enrolled students who have completed all nonclinical courses, 2012-13									
	Other enrolled students, 2012-13						1			
	All program completers, 2012-13						1			
	All program completers, 2011-12						5			
	All program completers, 2010-11									
<b>MARKETING EDUCATION II (0561)</b>  Test Company: ETS Score Range: 100-200	All enrolled students who have completed all nonclinical courses, 2012-13						1			
	Other enrolled students, 2012-13						6			
	All program completers, 2012-13						2			
	All program completers, 2011-12						4			
	All program completers, 2010-11						7			
<b>MARKETING EDUCATION (0560)</b>  Test Company: ETS Score Range: 250-990	All enrolled students who have completed all nonclinical courses, 2012-13									
	Other enrolled students, 2012-13									
	All program completers, 2012-13									
	All program completers, 2011-12						1			
	All program completers, 2010-11									
<b>MATHEMATICS CONTENT KNOWLEDGE (0061)</b>  Test Company: ETS Score Range: 100-200	All enrolled students who have completed all nonclinical courses, 2012-13						5			
	Other enrolled students, 2012-13	2				136	81	54	67%	143
	All program completers, 2012-13	2				136	49	47	96%	150
	All program completers, 2011-12	1				136	69	63	91%	147
	All program completers, 2010-11	3				136	106	105	99%	151


Single Assessment Institution-Level Pass Rate Data: *Alternative Teacher Preparation Program Within IHE*

	<b>HEOA - Title II 2012 - 2013 Academic Year</b>	
	Institution Name	LEE UNIVERSITY
	Institution Code	1401
	State	Tennessee

April 2, 2014

Assessment Information <sup>1</sup>	Group	Number Taking Assessment	Number Passing Assessment	Institutional Pass Rate	Institutional Average Scaled Score	Assessment Cut Score <sup>2</sup>	Statewide			
							Number Taking Assessment	Number Passing Assessment	Statewide Pass Rate	Statewide Average Scaled Score
<b>MATHEMATICS PEDAGOGY (0065)</b>  Test Company: ETS Score Range: 100-200	All enrolled students who have completed all nonclinical courses, 2012-13									
	Other enrolled students, 2012-13						2			
	All program completers, 2012-13									
	All program completers, 2011-12	1				125	65	62	95%	144
	All program completers, 2010-11	3				125	106	106	100%	148
<b>MIDDLE SCHOOL CONTENT KNOWLEDGE (0146)</b>  Test Company: ETS Score Range: 100-200	All enrolled students who have completed all nonclinical courses, 2012-13	2				150	8			
	Other enrolled students, 2012-13	2				150	74	69	93%	169
	All program completers, 2012-13						51	51	100%	170
	All program completers, 2011-12	3				150	70	69	99%	168
	All program completers, 2010-11						58	57	98%	165
<b>MUSIC CONCEPTS AND PROCESSES (0111)</b>  Test Company: ETS Score Range: 100-200	All enrolled students who have completed all nonclinical courses, 2012-13						2			
	Other enrolled students, 2012-13						7			
	All program completers, 2012-13						6			
	All program completers, 2011-12						4			
	All program completers, 2010-11						4			
<b>MUSIC CONTENT &amp; INSTRUCTION (0114)</b>  Test Company: ETS Score Range: 100-200	All enrolled students who have completed all nonclinical courses, 2012-13									
	Other enrolled students, 2012-13						2			
	All program completers, 2012-13									
	All program completers, 2011-12									
	All program completers, 2010-11									


Single Assessment Institution-Level Pass Rate Data: *Alternative Teacher Preparation Program Within IHE*

	<b>HEOA - Title II 2012 - 2013 Academic Year</b>	
	Institution Name	LEE UNIVERSITY
	Institution Code	1401
	State	Tennessee

April 2, 2014

Assessment Information <sup>1</sup>	Group	Number Taking Assessment	Number Passing Assessment	Institutional Pass Rate	Institutional Average Scaled Score	Assessment Cut Score <sup>2</sup>	Statewide			
							Number Taking Assessment	Number Passing Assessment	Statewide Pass Rate	Statewide Average Scaled Score
<b>MUSIC CONTENT KNOWLEDGE (0113)</b>  Test Company: ETS Score Range: 100-200	All enrolled students who have completed all nonclinical courses, 2012-13						3			
	Other enrolled students, 2012-13						12	6	50%	156
	All program completers, 2012-13						9			
	All program completers, 2011-12						4			
	All program completers, 2010-11						4			
<b>PHYSICAL ED ANALYSIS AND DESIGN (0092)</b>  Test Company: ETS Score Range: 100-200	All enrolled students who have completed all nonclinical courses, 2012-13									
	Other enrolled students, 2012-13									
	All program completers, 2012-13									
	All program completers, 2011-12						7			
	All program completers, 2010-11						17	17	100%	160
<b>PHYSICAL ED CONTENT AND DESIGN (0095)</b>  Test Company: ETS Score Range: 100-200	All enrolled students who have completed all nonclinical courses, 2012-13						4			
	Other enrolled students, 2012-13						17	9	53%	165
	All program completers, 2012-13	2				164	12	10	83%	169
	All program completers, 2011-12						7			
	All program completers, 2010-11						1			
<b>PHYSICAL ED CONTENT KNOWLEDGE (0091)</b>  Test Company: ETS Score Range: 100-200	All enrolled students who have completed all nonclinical courses, 2012-13									
	Other enrolled students, 2012-13									
	All program completers, 2012-13									
	All program completers, 2011-12						11	9	82%	153
	All program completers, 2010-11						17	16	94%	156


Single Assessment Institution-Level Pass Rate Data: *Alternative Teacher Preparation Program Within IHE*

	<b>HEOA - Title II 2012 - 2013 Academic Year</b>	
	Institution Name	LEE UNIVERSITY
	Institution Code	1401
	State	Tennessee


April 2, 2014

Assessment Information <sup>1</sup>	Group	Number Taking Assessment	Number Passing Assessment	Institutional Pass Rate	Institutional Average Scaled Score	Assessment Cut Score <sup>2</sup>	Statewide			
							Number Taking Assessment	Number Passing Assessment	Statewide Pass Rate	Statewide Average Scaled Score
<b>PHYSICS CONTENT ESSAYS (0262)</b>  Test Company: ETS Score Range: 100-200	All enrolled students who have completed all nonclinical courses, 2012-13									
	Other enrolled students, 2012-13									
	All program completers, 2012-13									
	All program completers, 2011-12						2			
	All program completers, 2010-11	1				135	1			
<b>PHYSICS CONTENT KNOWLEDGE II (0265)</b>  Test Company: ETS Score Range: 100-200	All enrolled students who have completed all nonclinical courses, 2012-13									
	Other enrolled students, 2012-13						5			
	All program completers, 2012-13						2			
	All program completers, 2011-12						2			
	All program completers, 2010-11	1				144	2			
<b>PRINC LEARNING AND TEACHING 5-9 II (0623)</b>  Test Company: ETS Score Range: 100-200	All enrolled students who have completed all nonclinical courses, 2012-13	2				158	5			
	Other enrolled students, 2012-13						40	35	88%	174
	All program completers, 2012-13						49	46	94%	177
	All program completers, 2011-12						46	45	98%	174
	All program completers, 2010-11									
<b>PRINC LEARNING AND TEACHING 5-9 (0523)</b>  Test Company: ETS Score Range: 100-200	All enrolled students who have completed all nonclinical courses, 2012-13									
	Other enrolled students, 2012-13									
	All program completers, 2012-13									
	All program completers, 2011-12	2				154	50	49	98%	170
	All program completers, 2010-11						96	96	100%	171

Single Assessment Institution-Level Pass Rate Data: *Alternative Teacher Preparation Program Within IHE*

		<b>HEOA - Title II 2012 - 2013 Academic Year</b>								
Institution Name		LEE UNIVERSITY								
Institution Code		1401								
State		Tennessee								
							April 2, 2014			
Assessment Information <sup>1</sup>	Group	Number Taking Assessment	Number Passing Assessment	Institutional Pass Rate	Institutional Average Scaled Score	Assessment Cut Score <sup>2</sup>	Statewide			
							Number Taking Assessment	Number Passing Assessment	Statewide Pass Rate	Statewide Average Scaled Score
<b>PRINC LEARNING AND TEACHING 7-12 II (0624)</b>  Test Company: ETS Score Range: 100-200	All enrolled students who have completed all nonclinical courses, 2012-13						21	20	95%	171
	Other enrolled students, 2012-13	3				155	132	124	94%	173
	All program completers, 2012-13	8				155	190	184	97%	173
	All program completers, 2011-12	2				155	163	163	100%	173
	All program completers, 2010-11						21	20	95%	168
<b>PRINC LEARNING AND TEACHING 7-12 (0524)</b>  Test Company: ETS Score Range: 100-200	All enrolled students who have completed all nonclinical courses, 2012-13									
	Other enrolled students, 2012-13									
	All program completers, 2012-13									
	All program completers, 2011-12	2				159	172	167	97%	172
	All program completers, 2010-11	11	11	100%	172	159	411	411	100%	175
<b>PRINC LEARNING AND TEACHING EARLY CHILD II (0621)</b>  Test Company: ETS Score Range: 100-200	All enrolled students who have completed all nonclinical courses, 2012-13						1			
	Other enrolled students, 2012-13						3			
	All program completers, 2012-13						9			
	All program completers, 2011-12						10	9	90%	166
	All program completers, 2010-11						1			
<b>PRINC LEARNING AND TEACHING EARLY CHILD (0521)</b>  Test Company: ETS Score Range: 100-200	All enrolled students who have completed all nonclinical courses, 2012-13									
	Other enrolled students, 2012-13									
	All program completers, 2012-13									
	All program completers, 2011-12	1				155	8			
	All program completers, 2010-11	1				155	27	27	100%	183

Single Assessment Institution-Level Pass Rate Data: *Alternative Teacher Preparation Program Within IHE*


	<b>HEOA - Title II 2012 - 2013 Academic Year</b>	
	Institution Name	LEE UNIVERSITY
	Institution Code	1401
	State	Tennessee

April 2, 2014

Assessment Information <sup>1</sup>	Group	Number Taking Assessment	Number Passing Assessment	Institutional Pass Rate	Institutional Average Scaled Score	Assessment Cut Score <sup>2</sup>	Statewide			
							Number Taking Assessment	Number Passing Assessment	Statewide Pass Rate	Statewide Average Scaled Score
<b>PRINC LEARNING AND TEACHING K-6 II (0622)</b>  Test Company: ETS Score Range: 100-200	All enrolled students who have completed all nonclinical courses, 2012-13	1				158	15	14	93%	171
	Other enrolled students, 2012-13						52	45	87%	175
	All program completers, 2012-13	3				158	66	65	98%	175
	All program completers, 2011-12	2				158	62	61	98%	178
	All program completers, 2010-11						4			
<b>PRINC LEARNING AND TEACHING K-6 (0522)</b>  Test Company: ETS Score Range: 100-200	All enrolled students who have completed all nonclinical courses, 2012-13									
	Other enrolled students, 2012-13									
	All program completers, 2012-13									
	All program completers, 2011-12	3				155	75	75	100%	174
	All program completers, 2010-11	1				155	193	191	99%	176
<b>PSYCHOLOGY (0390)</b>  Test Company: ETS Score Range: 250-990	All enrolled students who have completed all nonclinical courses, 2012-13									
	Other enrolled students, 2012-13						2			
	All program completers, 2012-13						2			
	All program completers, 2011-12									
	All program completers, 2010-11						1			
<b>READING ACROSS CURRICULUM ELEM (0201)</b>  Test Company: ETS Score Range: 100-200	All enrolled students who have completed all nonclinical courses, 2012-13	2				151	24	24	100%	166
	Other enrolled students, 2012-13						152	137	90%	169
	All program completers, 2012-13	4				151	168	166	99%	169
	All program completers, 2011-12	8				151	240	238	99%	169
	All program completers, 2010-11	4				151	287	287	100%	171




**Single Assessment Institution-Level Pass Rate Data: Alternative Teacher Preparation Program Within IHE**

	<b>HEOA - Title II 2012 - 2013 Academic Year</b>	
	Institution Name	LEE UNIVERSITY
	Institution Code	1401
	State	Tennessee

April 2, 2014

Assessment Information <sup>1</sup>	Group	Number Taking Assessment	Number Passing Assessment	Institutional Pass Rate	Institutional Average Scaled Score	Assessment Cut Score <sup>2</sup>	Statewide			
							Number Taking Assessment	Number Passing Assessment	Statewide Pass Rate	Statewide Average Scaled Score
<b>SE CK AND MILD TO MODERATE APPL (0543)</b>  Test Company: ETS Score Range: 100-200	All enrolled students who have completed all nonclinical courses, 2012-13	1				153	10	10	100%	169
	Other enrolled students, 2012-13						76	69	91%	166
	All program completers, 2012-13	3				153	65	65	100%	170
	All program completers, 2011-12	2				153	84	83	99%	172
	All program completers, 2010-11	1				153	32	32	100%	172
<b>SE CK AND SEVERE TO PROF APPL (0545)</b>  Test Company: ETS Score Range: 100-200	All enrolled students who have completed all nonclinical courses, 2012-13						1			
	Other enrolled students, 2012-13						9			
	All program completers, 2012-13						8			
	All program completers, 2011-12						4			
	All program completers, 2010-11						3			
<b>SE CORE KNOWLEDGE &amp; APPLICATIONS (0354)</b>  Test Company: ETS Score Range: 100-200	All enrolled students who have completed all nonclinical courses, 2012-13									
	Other enrolled students, 2012-13									
	All program completers, 2012-13						1			
	All program completers, 2011-12									
	All program completers, 2010-11						1			
<b>SOCIOLOGY (0950)</b>  Test Company: ETS Score Range: 250-990	All enrolled students who have completed all nonclinical courses, 2012-13									
	Other enrolled students, 2012-13									
	All program completers, 2012-13						2			
	All program completers, 2011-12									
	All program completers, 2010-11									


**Single Assessment Institution-Level Pass Rate Data: Alternative Teacher Preparation Program Within IHE**

	<b>HEOA - Title II 2012 - 2013 Academic Year</b>
	Institution Name <b>LEE UNIVERSITY</b>
	Institution Code <b>1401</b>
	State <b>Tennessee</b>

April 2, 2014

Assessment Information <sup>1</sup>	Group	Number Taking Assessment	Number Passing Assessment	Institutional Pass Rate	Institutional Average Scaled Score	Assessment Cut Score <sup>2</sup>	Statewide				
							Number Taking Assessment	Number Passing Assessment	Statewide Pass Rate	Statewide Average Scaled Score	
<b>SPANISH CONTENT KNOWLEDGE (0191)</b>  Test Company: ETS Score Range: 100-200	All enrolled students who have completed all nonclinical courses, 2012-13										
	Other enrolled students, 2012-13										
	All program completers, 2012-13										
	All program completers, 2011-12						7				
	All program completers, 2010-11	1				152	32	32	100%	170	
<b>SPANISH PRODUCTIVE LANGUAGE SKILLS (0192)</b>  Test Company: ETS Score Range: 100-200	All enrolled students who have completed all nonclinical courses, 2012-13										
	Other enrolled students, 2012-13										
	All program completers, 2012-13										
	All program completers, 2011-12						5				
	All program completers, 2010-11	1				154	31	30	97%	169	
<b>SPANISH WORLD LANGUAGE (CD) (5195)</b>  Test Company: ETS Score Range: 100-200	All enrolled students who have completed all nonclinical courses, 2012-13						4				
	Other enrolled students, 2012-13	3				163	23	14	61%	165	
	All program completers, 2012-13	4				163	20	17	85%	167	
	All program completers, 2011-12						16	14	88%	171	
	All program completers, 2010-11						9				
<b>SPEC ED: PRESCHOOLEARLY CHILDHOOD (0691)</b>  Test Company: ETS Score Range: 100-200	All enrolled students who have completed all nonclinical courses, 2012-13										
	Other enrolled students, 2012-13										
	All program completers, 2012-13						1				
	All program completers, 2011-12										
	All program completers, 2010-11										


Single Assessment Institution-Level Pass Rate Data: *Alternative Teacher Preparation Program Within IHE*

	<b>HEOA - Title II 2012 - 2013 Academic Year</b>	
	Institution Name	LEE UNIVERSITY
	Institution Code	1401
	State	Tennessee

April 2, 2014

Assessment Information <sup>1</sup>	Group	Number Taking Assessment	Number Passing Assessment	Institutional Pass Rate	Institutional Average Scaled Score	Assessment Cut Score <sup>2</sup>	Statewide			
							Number Taking Assessment	Number Passing Assessment	Statewide Pass Rate	Statewide Average Scaled Score
<b>SPECIAL ED PRESCHOOLEARLY CHILD (0690)</b>  Test Company: ETS Score Range: 250-990	All enrolled students who have completed all nonclinical courses, 2012-13									
	Other enrolled students, 2012-13						2			
	All program completers, 2012-13									
	All program completers, 2011-12							6		
	All program completers, 2010-11							13	13	100%
<b>SPEECH COMMUNICATIONS (0221)</b>  Test Company: ETS Score Range: 100-200	All enrolled students who have completed all nonclinical courses, 2012-13									
	Other enrolled students, 2012-13						1			
	All program completers, 2012-13						1			
	All program completers, 2011-12						2			
	All program completers, 2010-11									
<b>THEATRE (0640)</b>  Test Company: ETS Score Range: 250-990	All enrolled students who have completed all nonclinical courses, 2012-13						1			
	Other enrolled students, 2012-13						7			
	All program completers, 2012-13						3			
	All program completers, 2011-12						3			
	All program completers, 2010-11						7			
<b>THEATRE (0641)</b>  Test Company: ETS Score Range: 100-200	All enrolled students who have completed all nonclinical courses, 2012-13									
	Other enrolled students, 2012-13						2			
	All program completers, 2012-13						1			
	All program completers, 2011-12									
	All program completers, 2010-11									

**Single Assessment Institution-Level Pass Rate Data: *Alternative Teacher Preparation Program Within IHE***

	<b>HEOA - Title II 2012 - 2013 Academic Year</b>
	<b>Institution Name</b> LEE UNIVERSITY
	<b>Institution Code</b> 1401
	<b>State</b> Tennessee

*April 2, 2014*

Assessment Information <sup>1</sup>	Group	Number Taking Assessment	Number Passing Assessment	Institutional Pass Rate	Institutional Average Scaled Score	Assessment Cut Score <sup>2</sup>	Statewide				
							Number Taking Assessment	Number Passing Assessment	Statewide Pass Rate	Statewide Average Scaled Score	
<b>WORLD AND U.S. HISTORY CK (0941)</b>  Test Company: ETS Score Range: 100-200	All enrolled students who have completed all nonclinical courses, 2012-13						6				
	Other enrolled students, 2012-13						23	22	96%	161	
	All program completers, 2012-13						19	19	100%	156	
	All program completers, 2011-12						24	23	96%	154	
	All program completers, 2010-11						32	32	100%	159	

Note: In cases where there are less than ten students taking the assessment or license/certificate, the number passing and pass rate are not reported.

<sup>1</sup>Tests with multiple delivery options (computer, paper, etc.) will be noted with the assessment code for one format only.

<sup>2</sup>Cut scores may vary for groups depending upon when the cut scores are established by the state and when each group completed their teacher certification or licensure assessment.